




# ***Product Catalogue***



# Ç-FWA Roof Type Axial Fan



## Technical Specifications

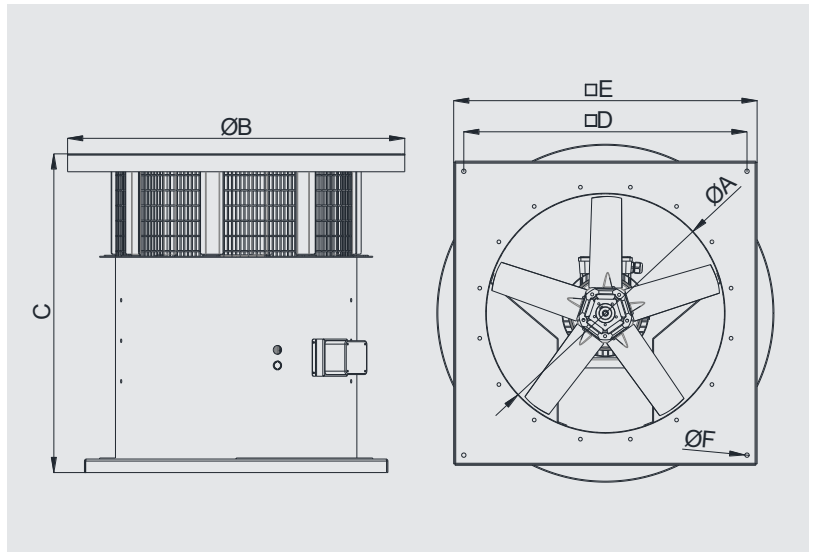

# ROOF TYPE AXIAL FAN

Ç-FWA series roof type axial fans are the ideal fans for roof installation for ventilation systems where high air flow is required. Thanks to their compact construction, they can be mounted directly on the roof floor. Ç-FWA axial fans can be used not only for fresh air and exhaust ventilation, but also for smoke extraction applications. With wide selection of models, Ç-FWA models offer working range of 4000 m<sup>3</sup>/h – 140.000 m<sup>3</sup>/h in different pressure range.

It is manufactured between Ø400 mm and Ø1250 mm diameters. The body is made of high quality, corrosion-resistant galvanized steel. The propellers are made of special aluminum alloy with adjustable blade angles. It is manufactured as standard (380V-50Hz) or suitable for use at other voltages and frequencies upon demand. Class F, S1, IP55 single speed or double speed motors are used. In addition to the normal motor option, Ex-Proof and Smoke Exhaust (F300/2h, F400/2h) options are available. With optional silencer can be added to reduce the sound pressure level.

### Usage Areas

Can be used in all kinds of industrial building, office, shopping mall, hospital, factory, parking and residential building ventilation systems.

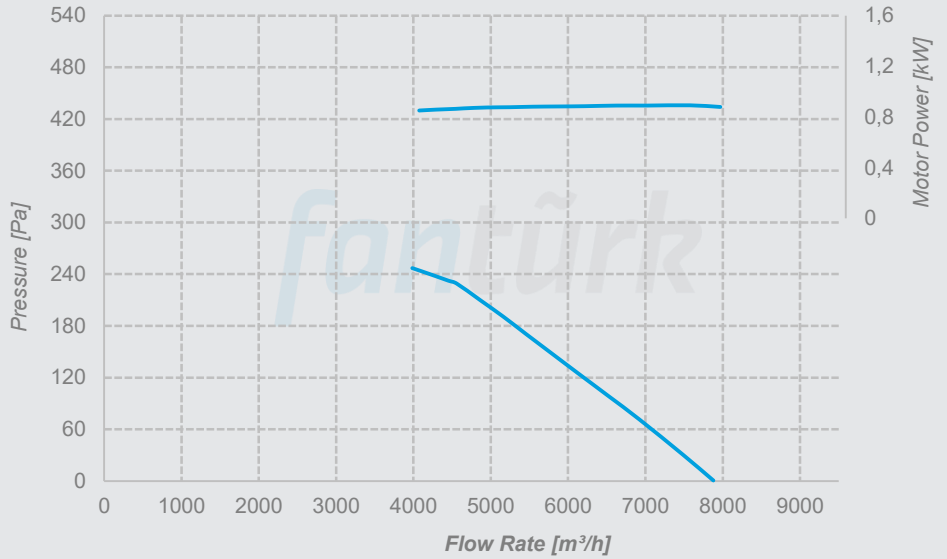


MODEL	A	B	C	D	E	F	VOLTAGE	FREQUENCY
	mm	mm	mm	mm	mm	mm	V	Hz
Ç-FWA 400	400	700	795	540	600	13	380	50
Ç-FWA 450	450	750	795	590	650	13	380	50
Ç-FWA 500	500	800	895	640	700	13	380	50
Ç-FWA 560	560	850	895	690	750	13	380	50
Ç-FWA 630	630	930	895	770	830	13	380	50
Ç-FWA 710	710	1000	945	840	900	13	380	50
Ç-FWA 800	800	1100	945	940	1000	13	380	50
Ç-FWA 900	900	1200	1095	1040	1100	13	380	50
Ç-FWA 1000	1000	1300	1195	1140	1200	13	380	50
Ç-FWA 1120	1120	1490	1505	1260	1320	13	380	50
Ç-FWA 1250	1250	1490	1505	1350	1410	13	380	50

# Performance Curves of Devices with Axial Fan

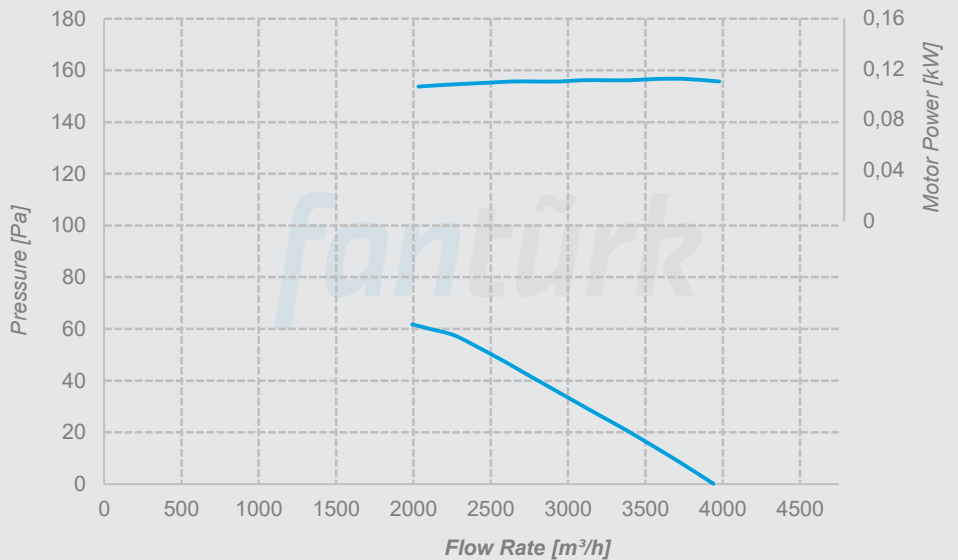
**P-FWA 400**  
**Y-FWA 400**  
**H-FWA 400**  
**Ç-FWA 400**

Nos. of Blades 3  
 Hub Size 6  
 Pitch Angle 45°  
 Nos. of Poles 2  
 Material Aluminum



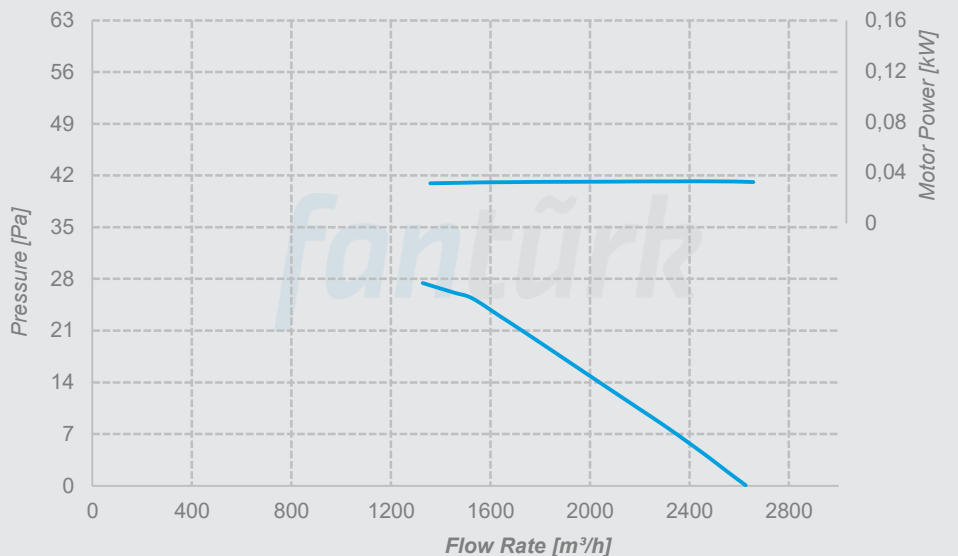
**P-FWA 400**  
**Y-FWA 400**  
**H-FWA 400**  
**Ç-FWA 400**

Nos. of Blades 3  
 Hub Size 6  
 Pitch Angle 45°  
 Nos. of Poles 4  
 Material Aluminum



**P-FWA 400**  
**Y-FWA 400**  
**H-FWA 400**  
**Ç-FWA 400**

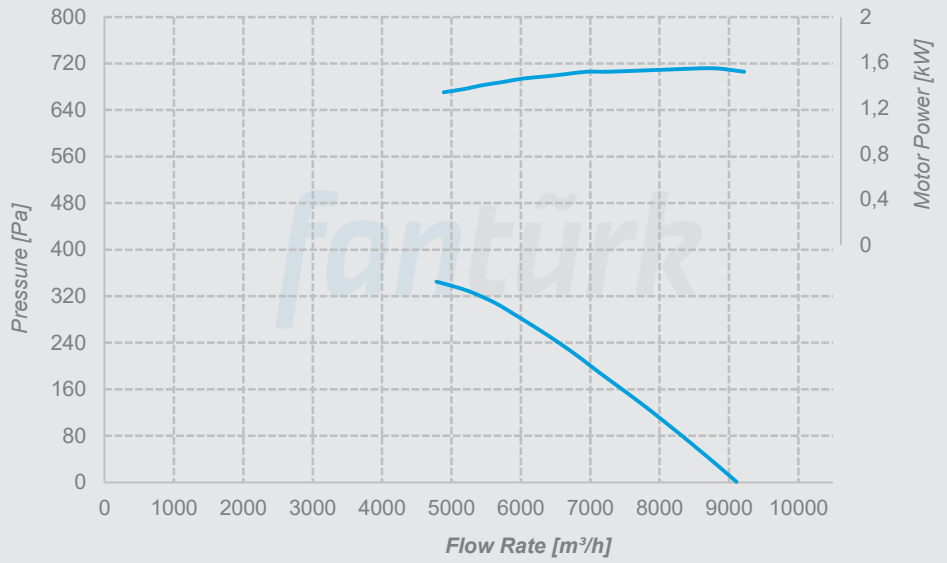
Nos. of Blades 3  
 Hub Size 6  
 Pitch Angle 45°  
 Nos. of Poles 6  
 Material Aluminum



# Performance Curves

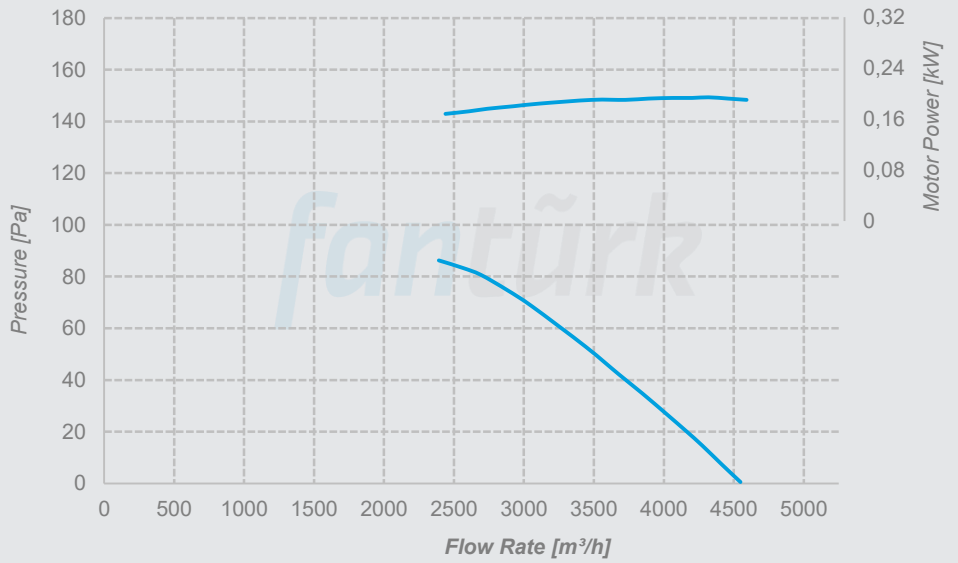
**P-FWA 400**  
**Y-FWA 400**  
**H-FWA 400**  
**Ç-FWA 400**

Nos. of Blades 6  
 Hub Size 6  
 Pitch Angle 45°  
 Nos. of Poles 2  
 Material Aluminum



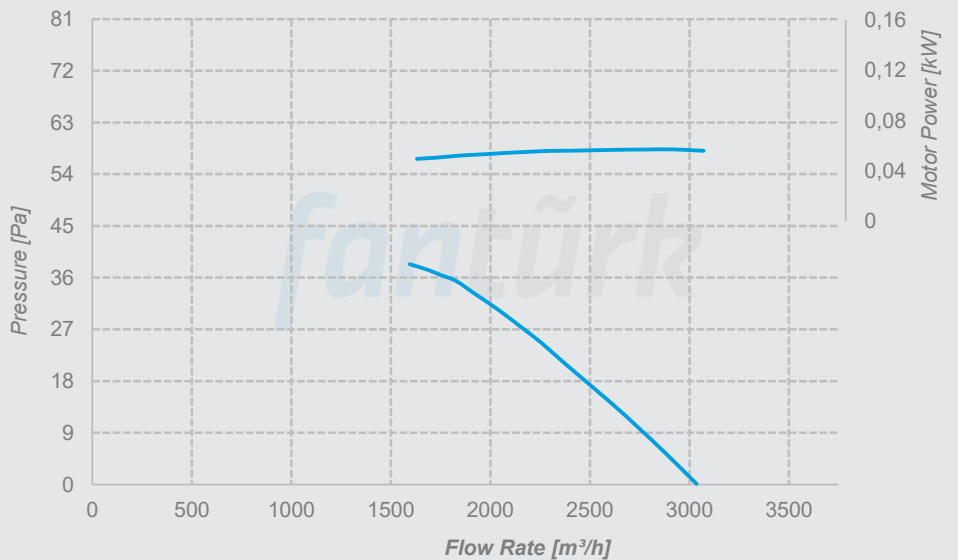
**P-FWA 400**  
**Y-FWA 400**  
**H-FWA 400**  
**Ç-FWA 400**

Nos. of Blades 6  
 Hub Size 6  
 Pitch Angle 45°  
 Nos. of Poles 4  
 Material Aluminum



**P-FWA 400**  
**Y-FWA 400**  
**H-FWA 400**  
**Ç-FWA 400**

Nos. of Blades 6  
 Hub Size 6  
 Pitch Angle 45°  
 Nos. of Poles 6  
 Material Aluminum

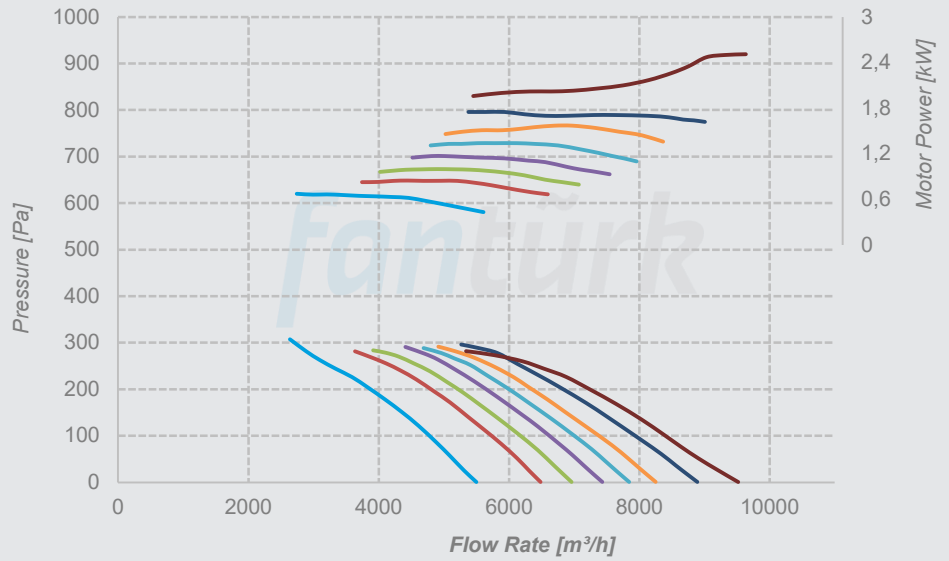


# Performance Curves

**P-FWA 400**  
**Y-FWA 400**  
**H-FWA 400**  
**Ç-FWA 400**

Nos. of Blades 5  
 Hub Size 5  
 Nos. of Poles 2  
 Material Aluminum  
 Pitch Angle

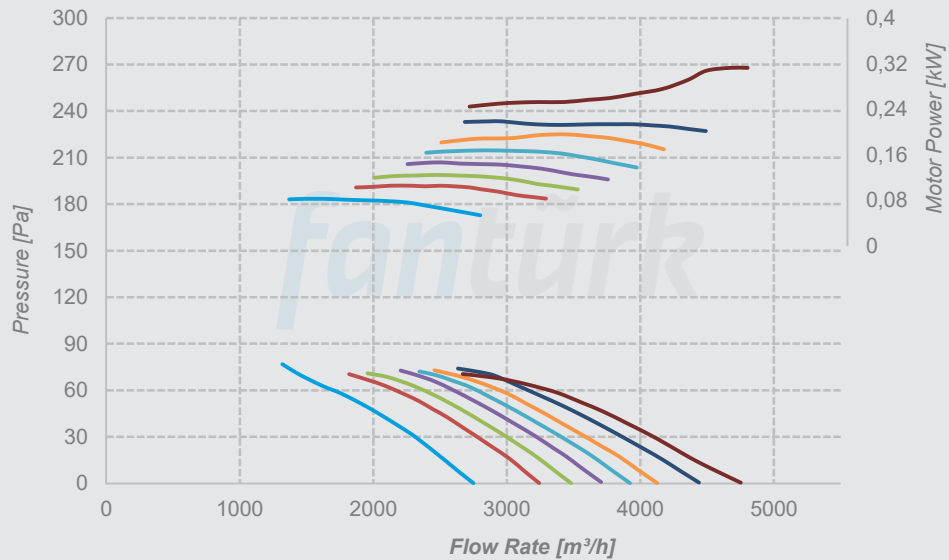
25° 30° 32,5°  
 35° 37,5° 40°  
 45° 50°



**P-FWA 400**  
**Y-FWA 400**  
**H-FWA 400**  
**Ç-FWA 400**

Nos. of Blades 5  
 Hub Size 5  
 Nos. of Poles 4  
 Material Aluminum  
 Pitch Angle

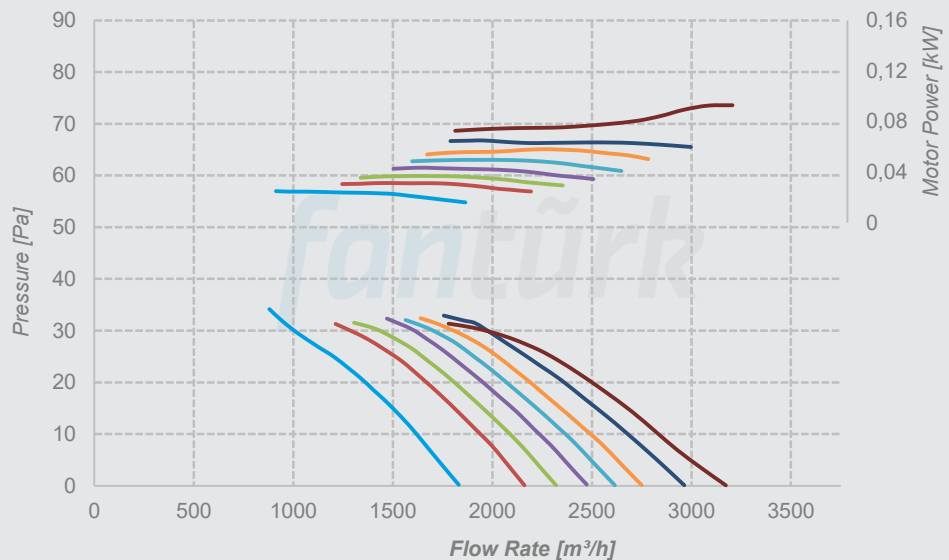
25° 30° 32,5°  
 35° 37,5° 40°  
 45° 50°



**P-FWA 400**  
**Y-FWA 400**  
**H-FWA 400**  
**Ç-FWA 400**

Nos. of Blades 5  
 Hub Size 5  
 Nos. of Poles 6  
 Material Aluminum  
 Pitch Angle

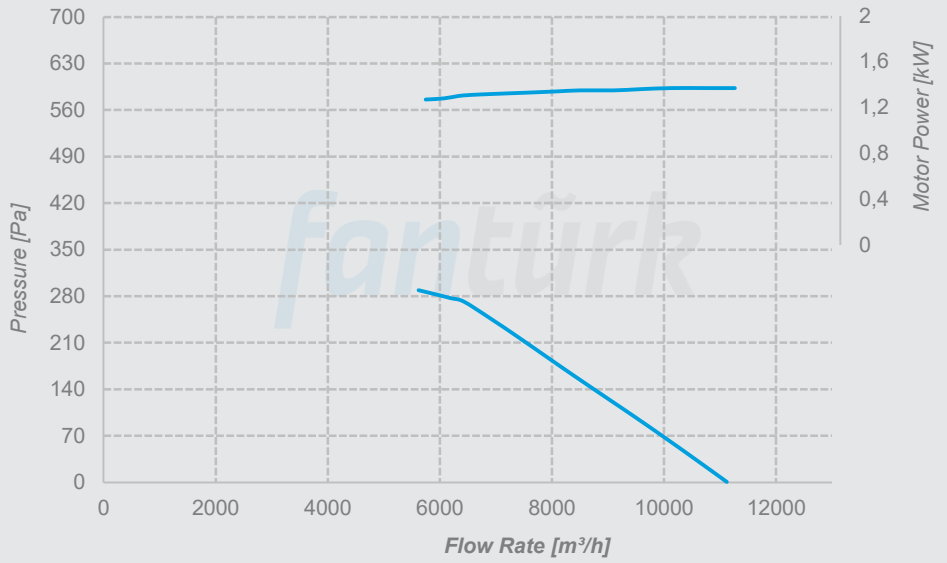
25° 30° 32,5°  
 35° 37,5° 40°  
 45° 50°



# Performance Curves

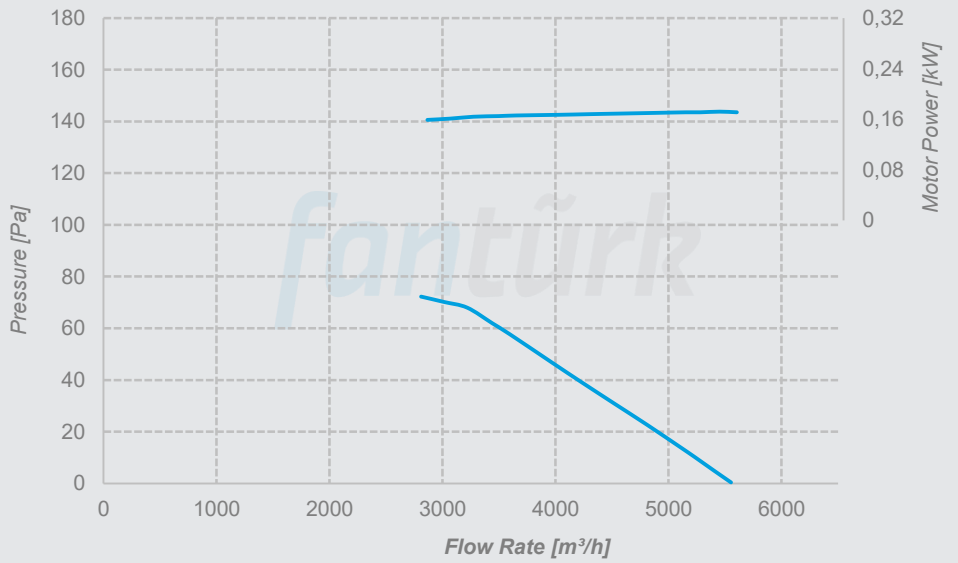
**P-FWA 450**  
**Y-FWA 450**  
**H-FWA 450**  
**Ç-FWA 450**

Nos. of Blades 3  
 Hub Size 6  
 Pitch Angle 45°  
 Nos. of Poles 2  
 Material Aluminum



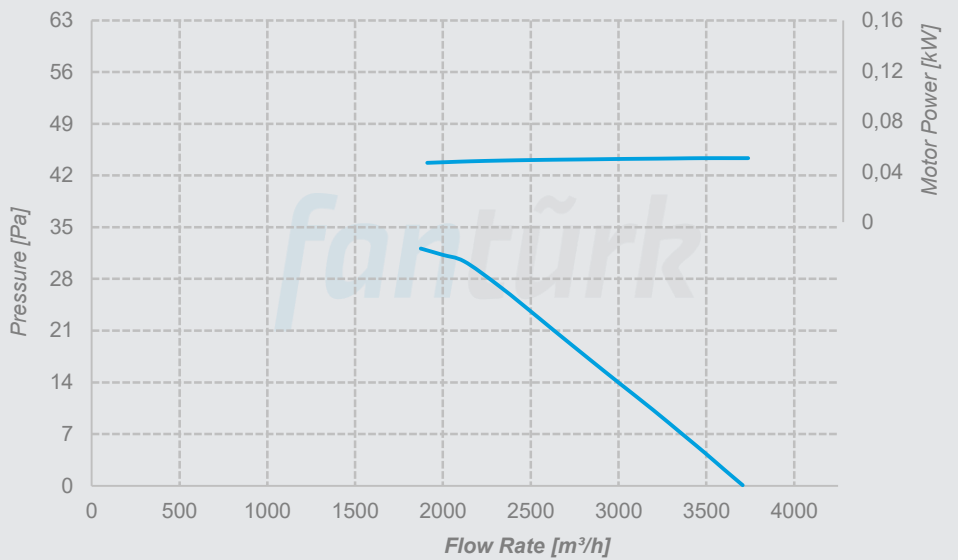
**P-FWA 450**  
**Y-FWA 450**  
**H-FWA 450**  
**Ç-FWA 450**

Nos. of Blades 3  
 Hub Size 6  
 Pitch Angle 45°  
 Nos. of Poles 4  
 Material Aluminum



**P-FWA 450**  
**Y-FWA 450**  
**H-FWA 450**  
**Ç-FWA 450**

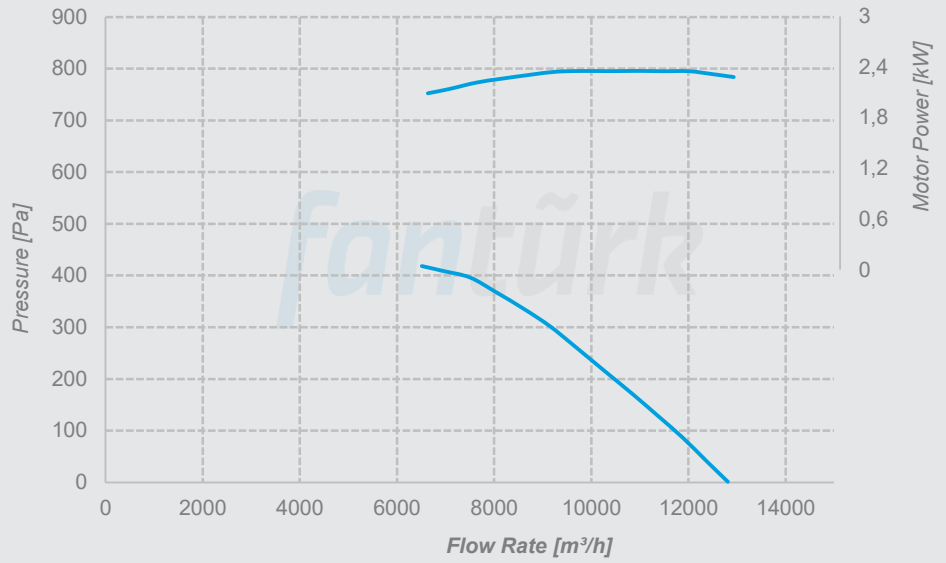
Nos. of Blades 3  
 Hub Size 6  
 Pitch Angle 45°  
 Nos. of Poles 6  
 Material Aluminum



# Performance Curves

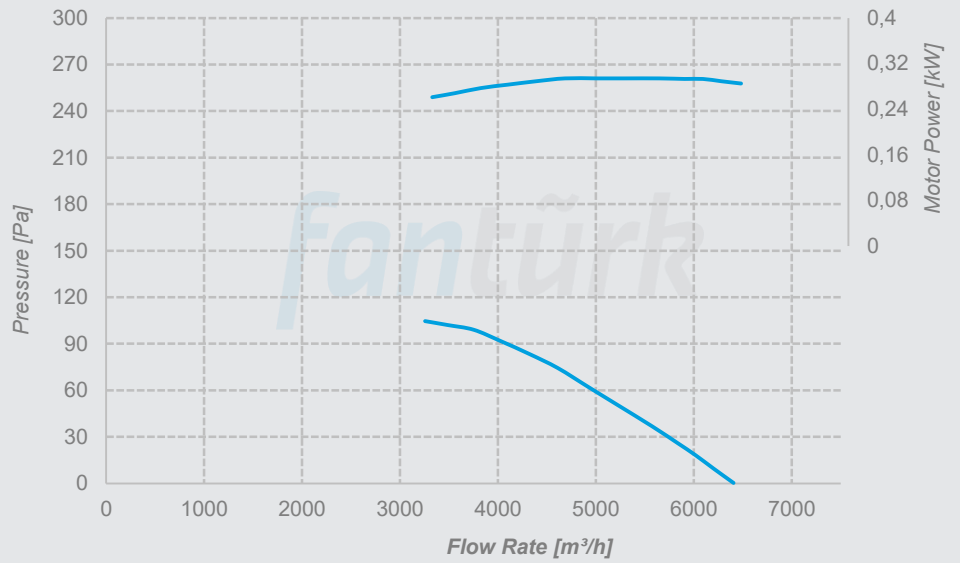
**P-FWA 450**  
**Y-FWA 450**  
**H-FWA 450**  
**Ç-FWA 450**

Nos. of Blades 6  
 Hub Size 6  
 Pitch Angle 45°  
 Nos. of Poles 2  
 Material Aluminum



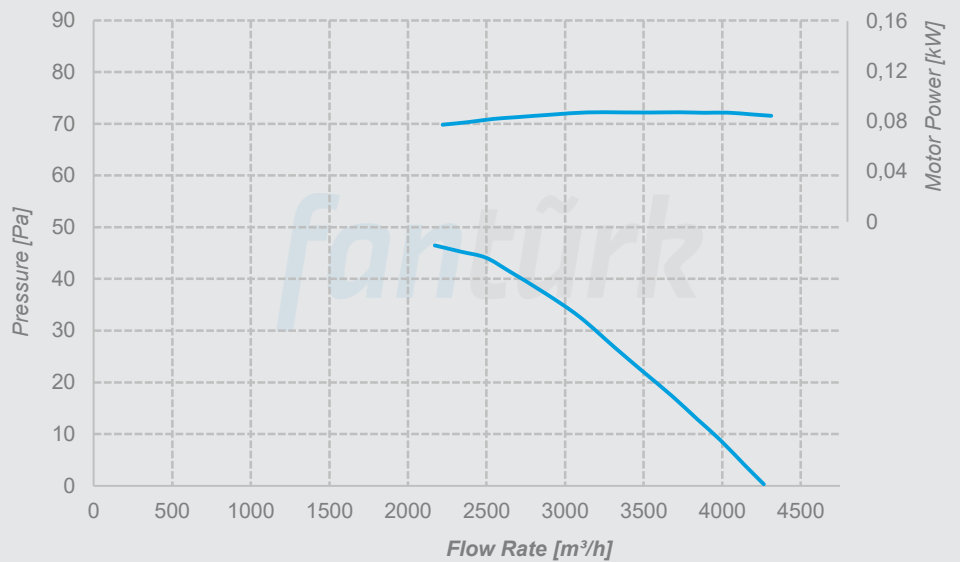
**P-FWA 450**  
**Y-FWA 450**  
**H-FWA 450**  
**Ç-FWA 450**

Nos. of Blades 6  
 Hub Size 6  
 Pitch Angle 45°  
 Nos. of Poles 4  
 Material Aluminum



**P-FWA 450**  
**Y-FWA 450**  
**H-FWA 450**  
**Ç-FWA 450**

Nos. of Blades 6  
 Hub Size 6  
 Pitch Angle 45°  
 Nos. of Poles 6  
 Material Aluminum



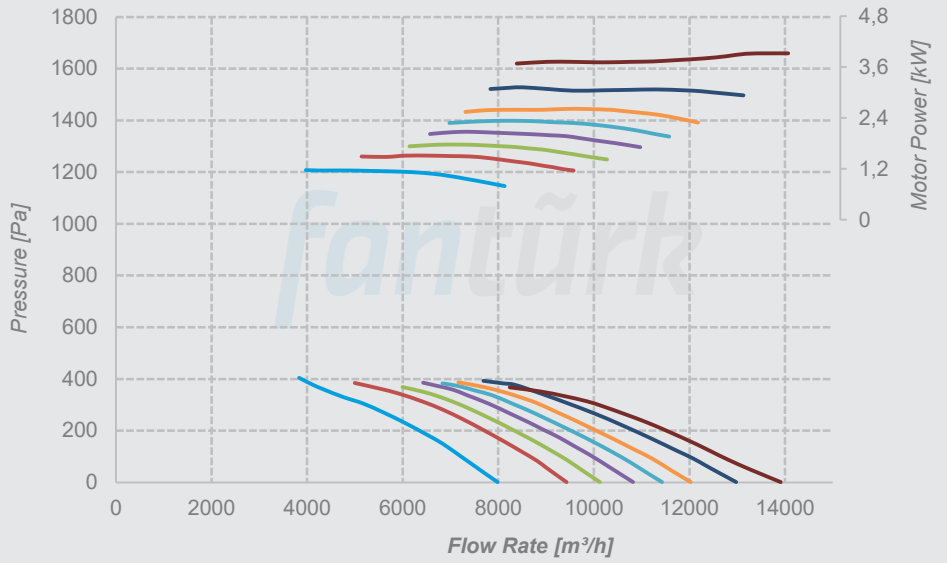


# Performance Curves

**P-FWA 450**  
**Y-FWA 450**  
**H-FWA 450**  
**Ç-FWA 450**

Nos. of Blades 5  
 Hub Size 5  
 Nos. of Poles 2  
 Material Aluminum  
 Pitch Angle

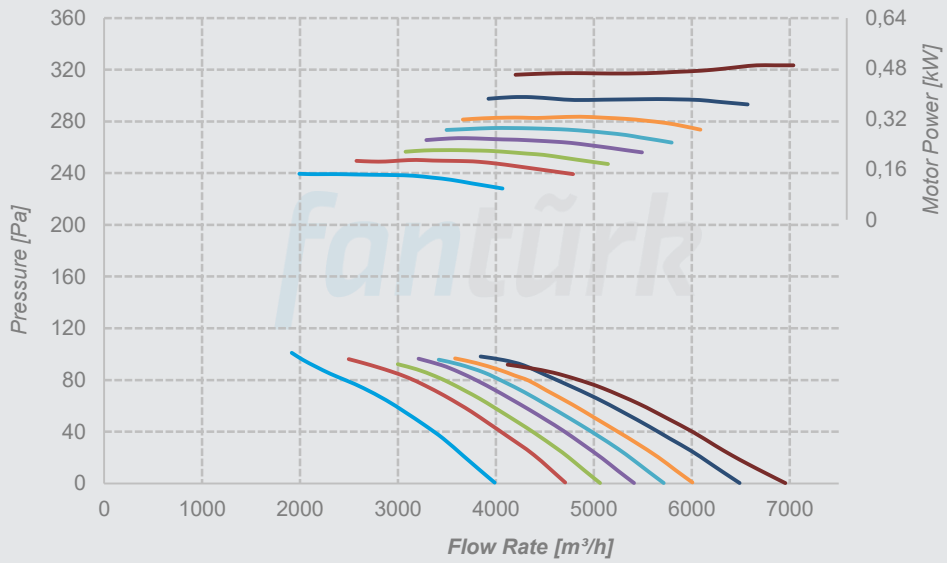
— 25° — 30° — 32,5°  
 — 35° — 37,5° — 40°  
 — 45° — 50°



**P-FWA 450**  
**Y-FWA 450**  
**H-FWA 450**  
**Ç-FWA 450**

Nos. of Blades 5  
 Hub Size 5  
 Nos. of Poles 4  
 Material Aluminum  
 Pitch Angle

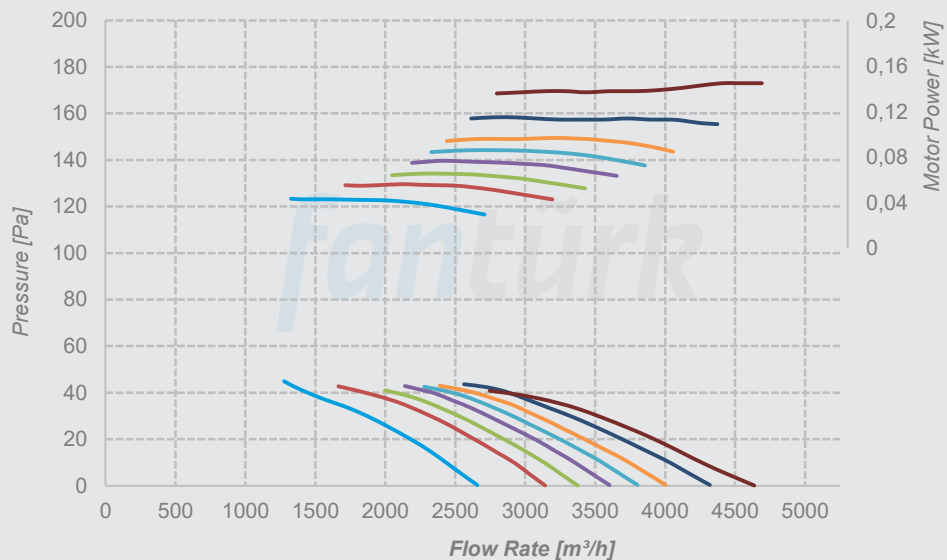
— 25° — 30° — 32,5°  
 — 35° — 37,5° — 40°  
 — 45° — 50°



**P-FWA 450**  
**Y-FWA 450**  
**H-FWA 450**  
**Ç-FWA 450**

Nos. of Blades 5  
 Hub Size 5  
 Nos. of Poles 6  
 Material Aluminum  
 Pitch Angle

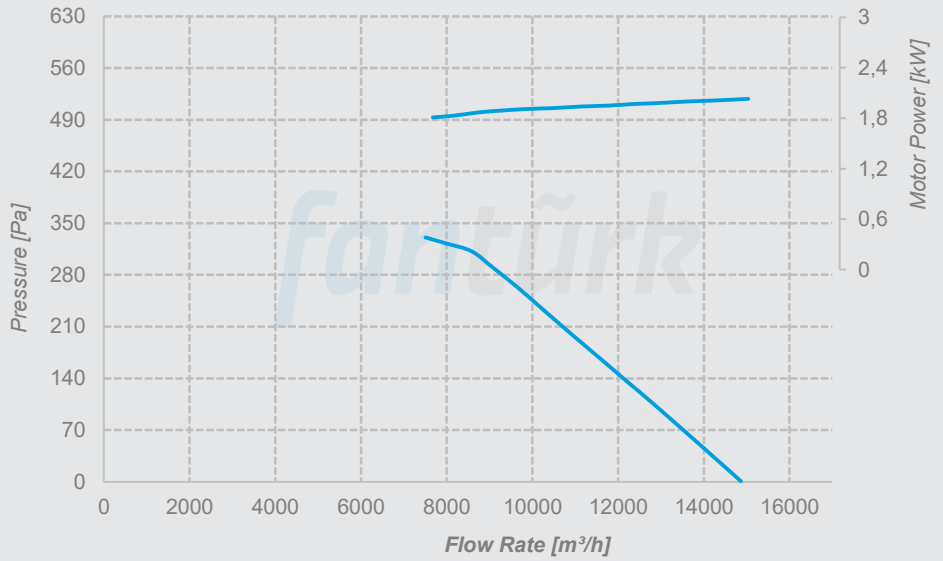
— 25° — 30° — 32,5°  
 — 35° — 37,5° — 40°  
 — 45° — 50°



# Performance Curves

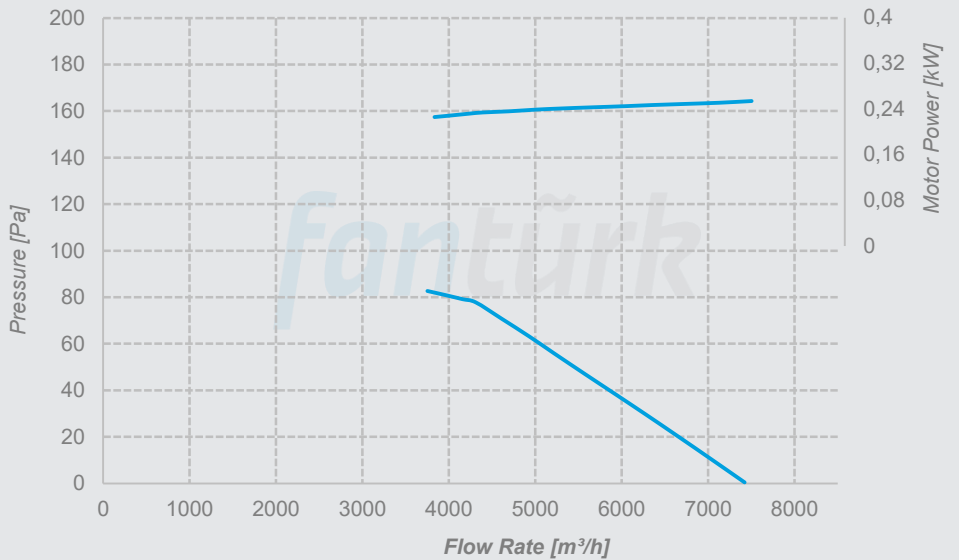
**P-FWA 500**  
**Y-FWA 500**  
**H-FWA 500**  
**Ç-FWA 500**

Nos. of Blades 3  
 Hub Size 6  
 Pitch Angle 45°  
 Nos. of Poles 2  
 Material Aluminum



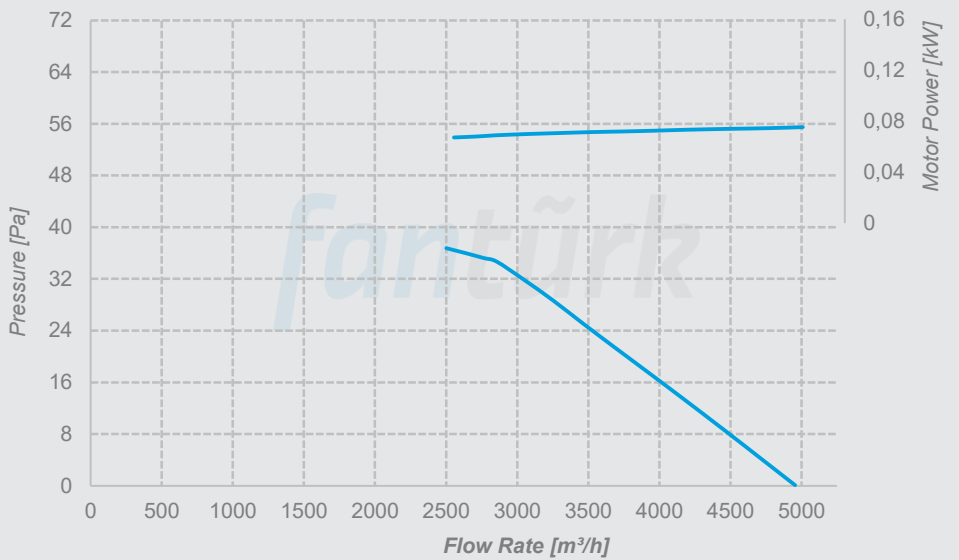
**P-FWA 500**  
**Y-FWA 500**  
**H-FWA 500**  
**Ç-FWA 500**

Nos. of Blades 3  
 Hub Size 6  
 Pitch Angle 45°  
 Nos. of Poles 4  
 Material Aluminum



**P-FWA 500**  
**Y-FWA 500**  
**H-FWA 500**  
**Ç-FWA 500**

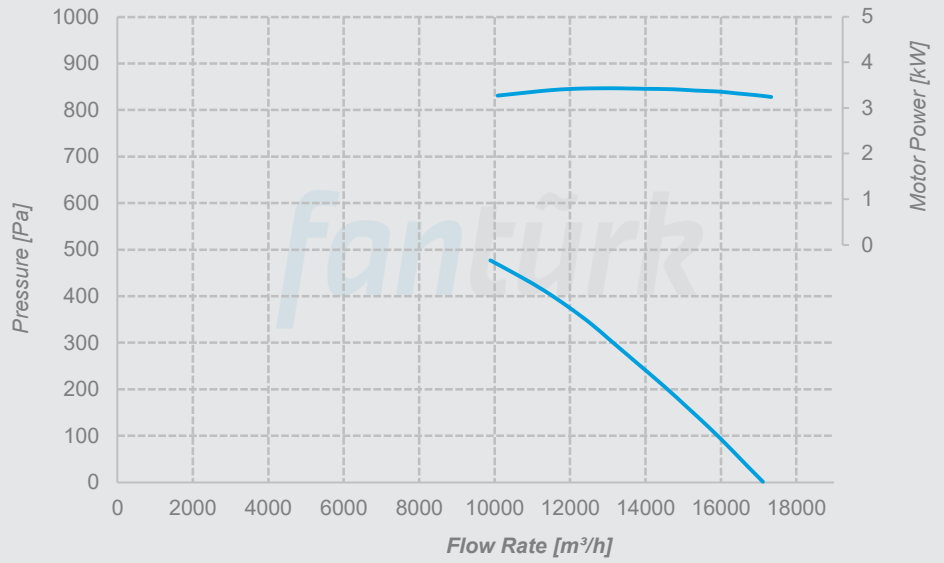
Nos. of Blades 3  
 Hub Size 6  
 Pitch Angle 45°  
 Nos. of Poles 6  
 Material Aluminum



# Performance Curves

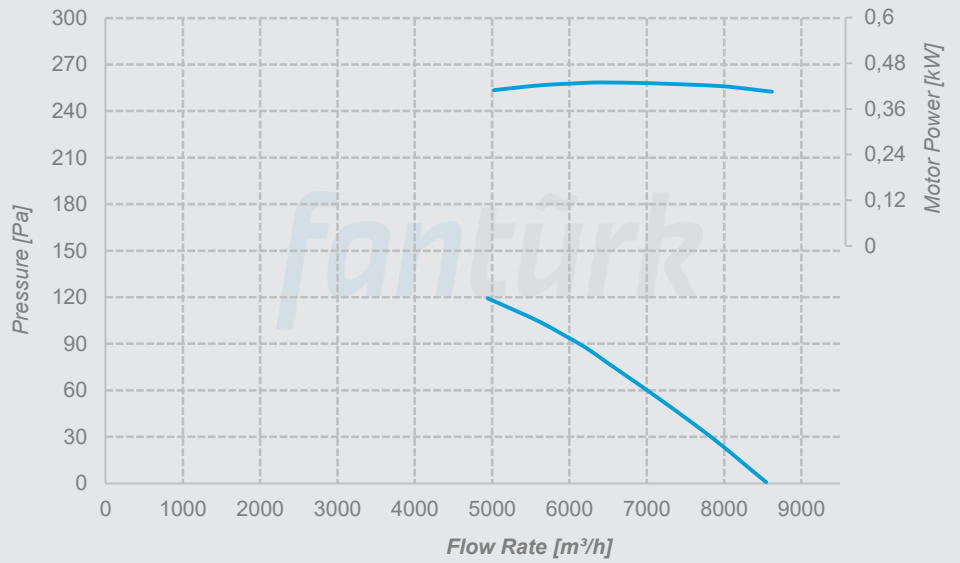
**P-FWA 500**  
**Y-FWA 500**  
**H-FWA 500**  
**Ç-FWA 500**

Nos. of Blades 6  
 Hub Size 6  
 Pitch Angle 45°  
 Nos. of Poles 2  
 Material Aluminum



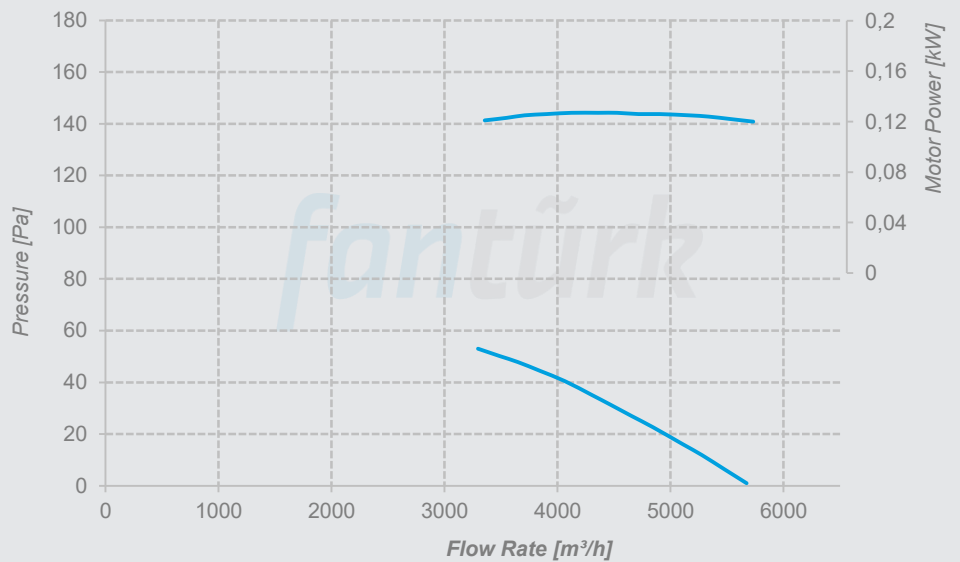
**P-FWA 500**  
**Y-FWA 500**  
**H-FWA 500**  
**Ç-FWA 500**

Nos. of Blades 6  
 Hub Size 6  
 Pitch Angle 45°  
 Nos. of Poles 4  
 Material Aluminum



**P-FWA 500**  
**Y-FWA 500**  
**H-FWA 500**  
**Ç-FWA 500**

Nos. of Blades 6  
 Hub Size 6  
 Pitch Angle 45°  
 Nos. of Poles 6  
 Material Aluminum

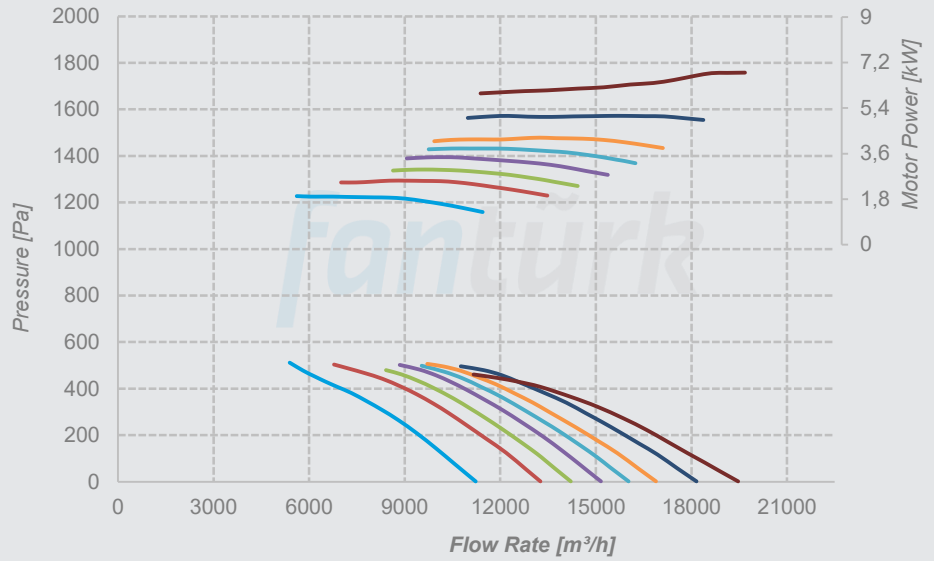


# Performance Curves

**P-FWA 500**  
**Y-FWA 500**  
**H-FWA 500**  
**Ç-FWA 500**

Nos. of Blades 5  
 Hub Size 5  
 Nos. of Poles 2  
 Material Aluminum  
 Pitch Angle

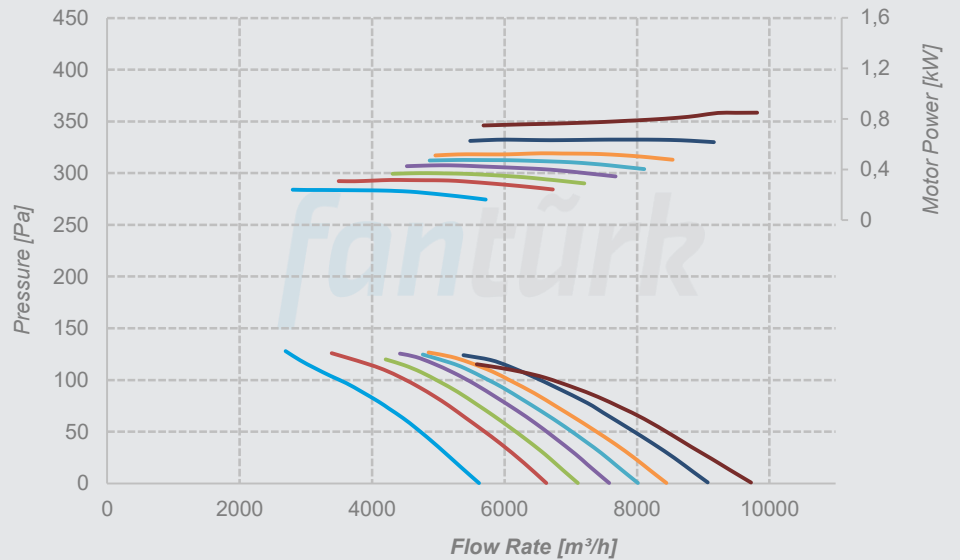
- 25°    — 30°    — 32,5°
- 35°    — 37,5°    — 40°
- 45°    — 50°



**P-FWA 500**  
**Y-FWA 500**  
**H-FWA 500**  
**Ç-FWA 500**

Nos. of Blades 5  
 Hub Size 5  
 Nos. of Poles 4  
 Material Aluminum  
 Pitch Angle

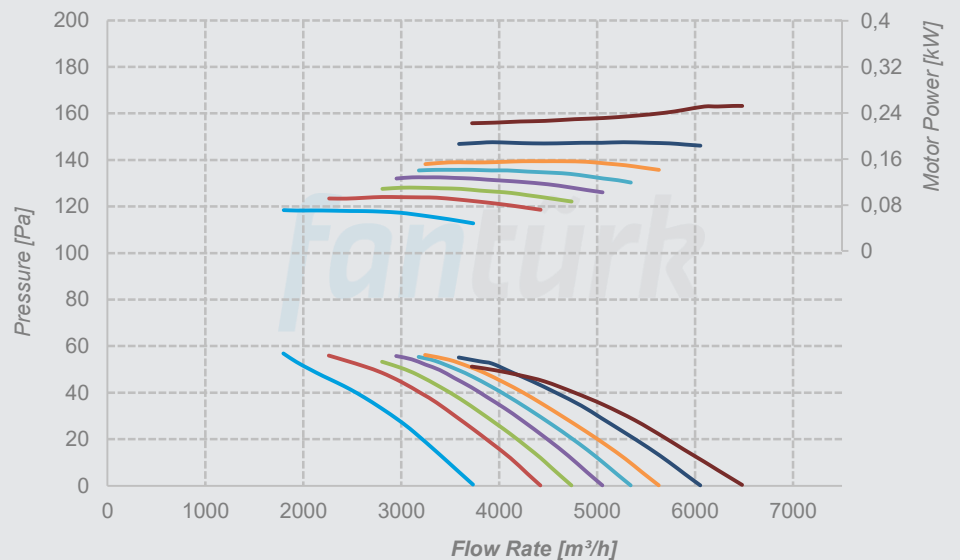
- 25°    — 30°    — 32,5°
- 35°    — 37,5°    — 40°
- 45°    — 50°



**P-FWA 500**  
**Y-FWA 500**  
**H-FWA 500**  
**Ç-FWA 500**

Nos. of Blades 5  
 Hub Size 5  
 Nos. of Poles 6  
 Material Aluminum  
 Pitch Angle

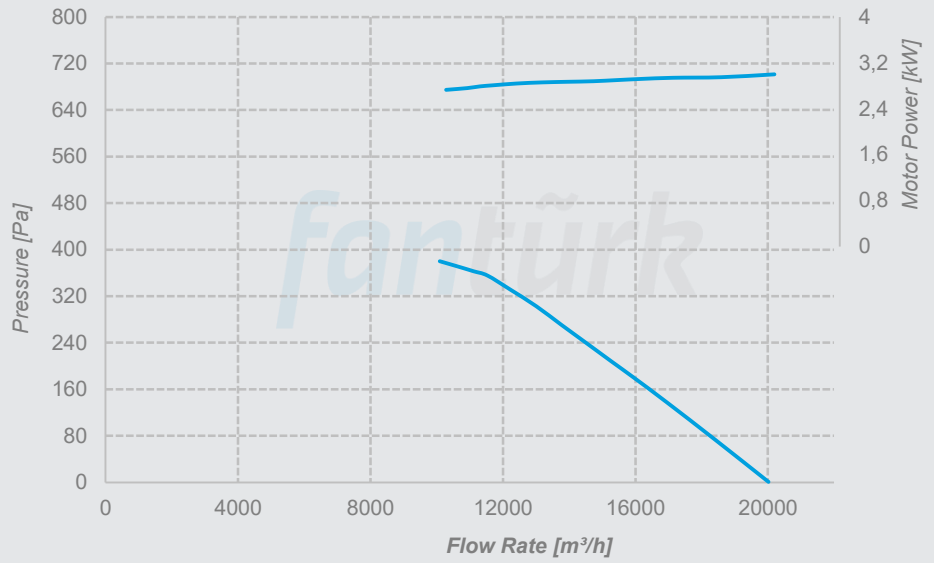
- 25°    — 30°    — 32,5°
- 35°    — 37,5°    — 40°
- 45°    — 50°



# Performance Curves

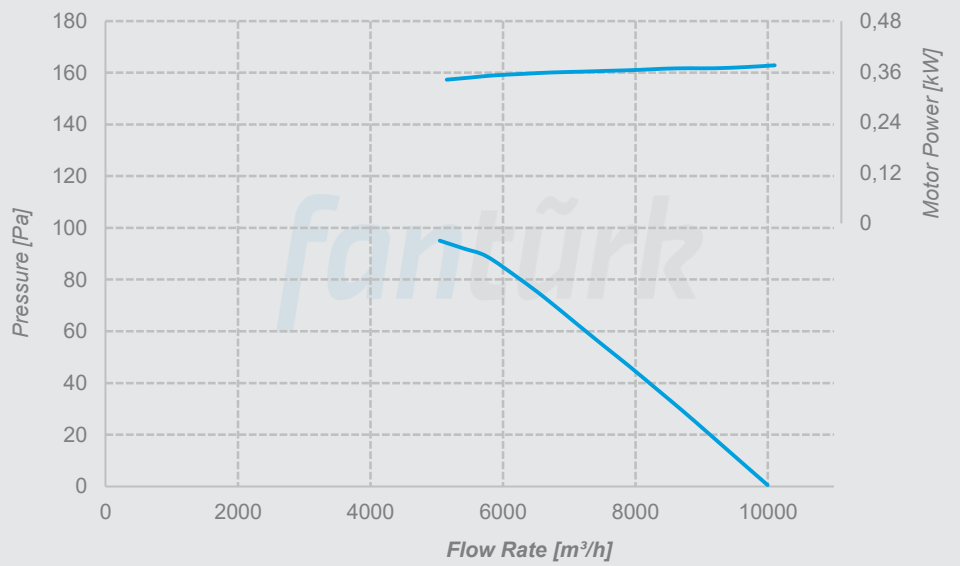
**P-FWA 560**  
**Y-FWA 560**  
**H-FWA 560**  
**Ç-FWA 560**

Nos. of Blades 3  
 Hub Size 6  
 Pitch Angle 45°  
 Nos. of Poles 2  
 Material Aluminum



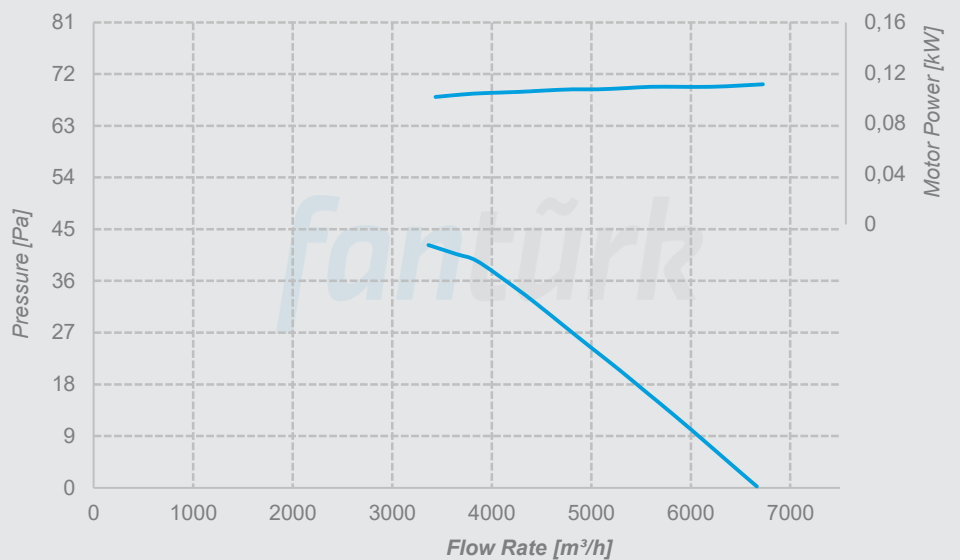
**P-FWA 560**  
**Y-FWA 560**  
**H-FWA 560**  
**Ç-FWA 560**

Nos. of Blades 3  
 Hub Size 6  
 Pitch Angle 45°  
 Nos. of Poles 4  
 Material Aluminum



**P-FWA 560**  
**Y-FWA 560**  
**H-FWA 560**  
**Ç-FWA 560**

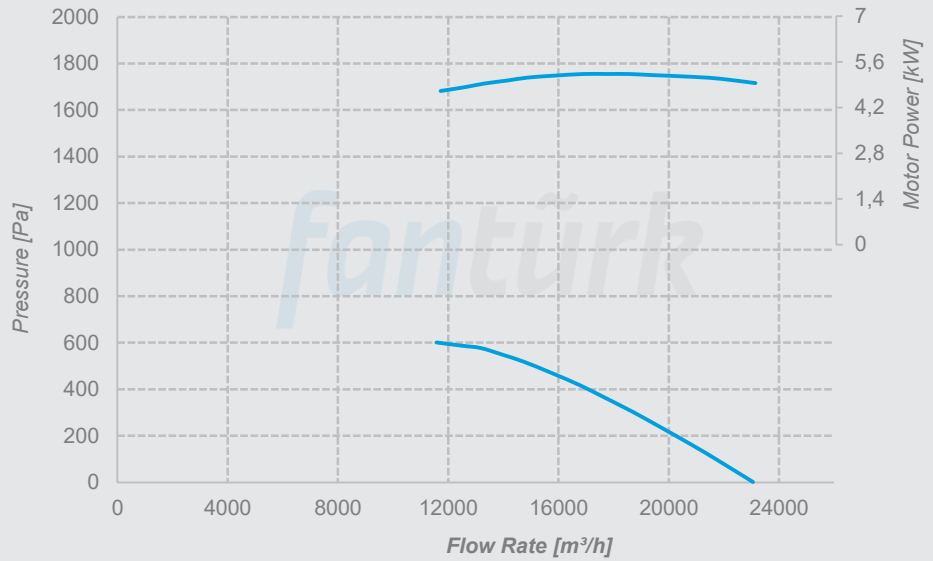
Nos. of Blades 3  
 Hub Size 6  
 Pitch Angle 45°  
 Nos. of Poles 6  
 Material Aluminum



# Performance Curves

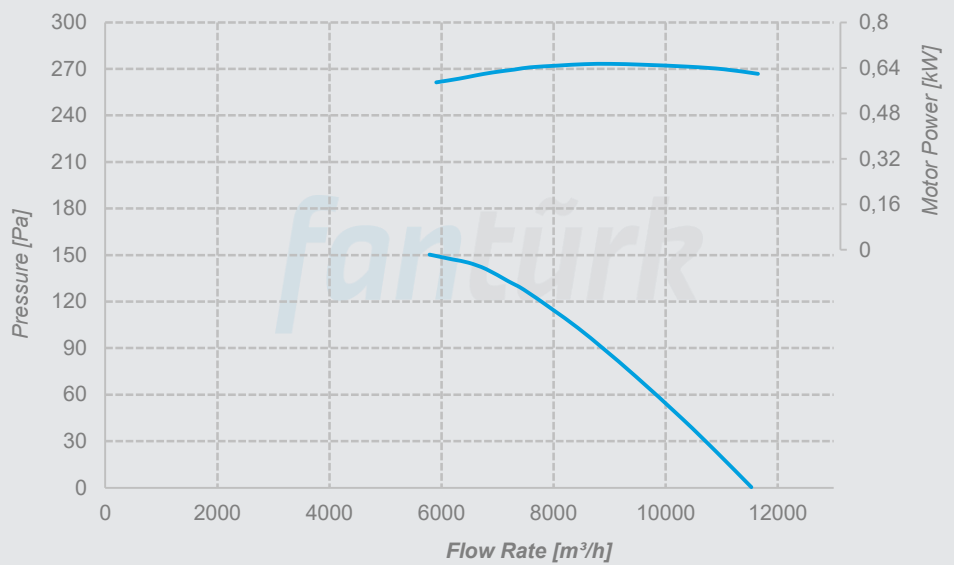
**P-FWA 560**  
**Y-FWA 560**  
**H-FWA 560**  
**Ç-FWA 560**

Nos. of Blades 6  
 Hub Size 6  
 Pitch Angle 45°  
 Nos. of Poles 2  
 Material Aluminum



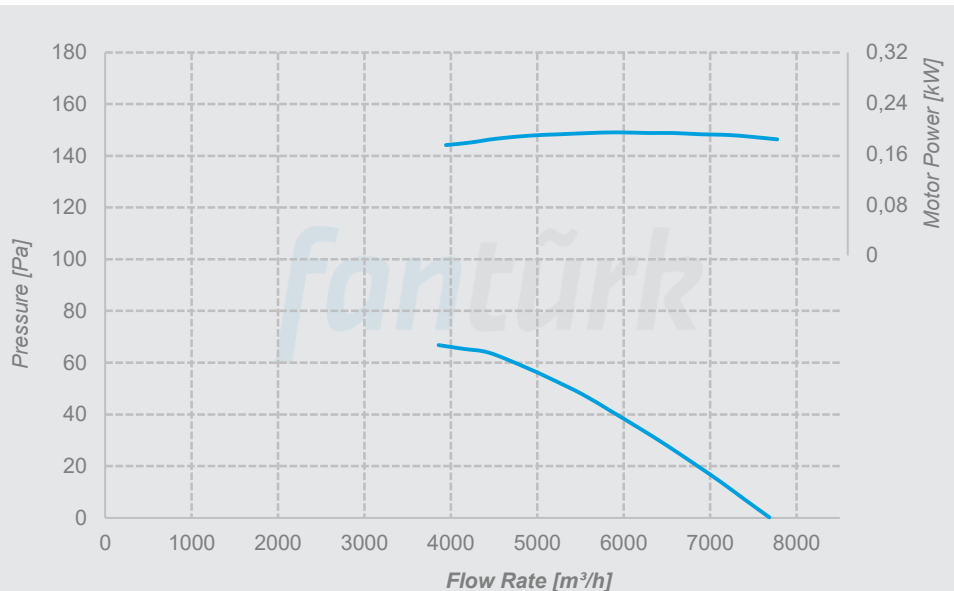
**P-FWA 560**  
**Y-FWA 560**  
**H-FWA 560**  
**Ç-FWA 560**

Nos. of Blades 6  
 Hub Size 6  
 Pitch Angle 45°  
 Nos. of Poles 4  
 Material Aluminum



**P-FWA 560**  
**Y-FWA 560**  
**H-FWA 560**  
**Ç-FWA 560**

Nos. of Blades 6  
 Hub Size 6  
 Pitch Angle 45°  
 Nos. of Poles 6  
 Material Aluminum

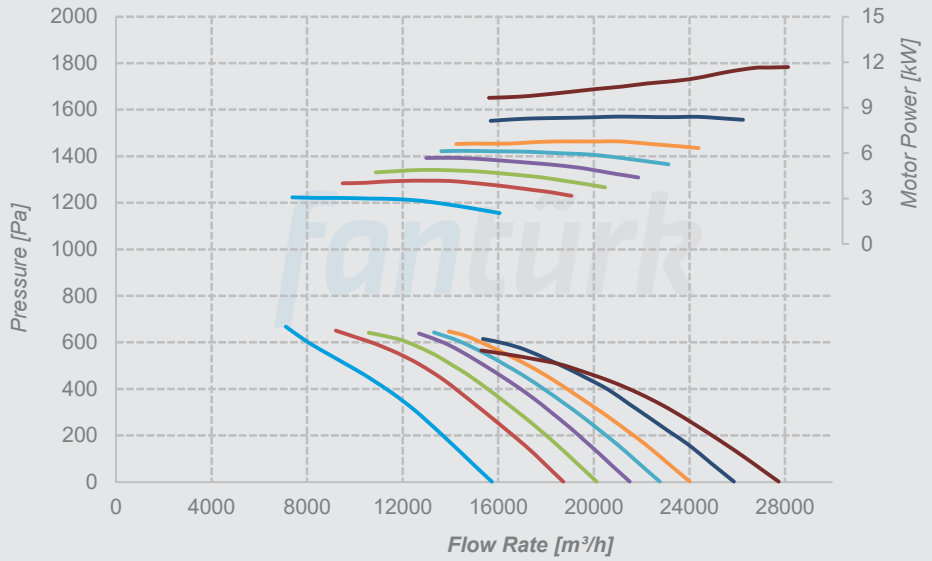


# Performance Curves

**P-FWA 560**  
**Y-FWA 560**  
**H-FWA 560**  
**Ç-FWA 560**

Nos. of Blades 5  
 Hub Size 5  
 Nos. of Poles 2  
 Material Aluminum  
 Pitch Angle

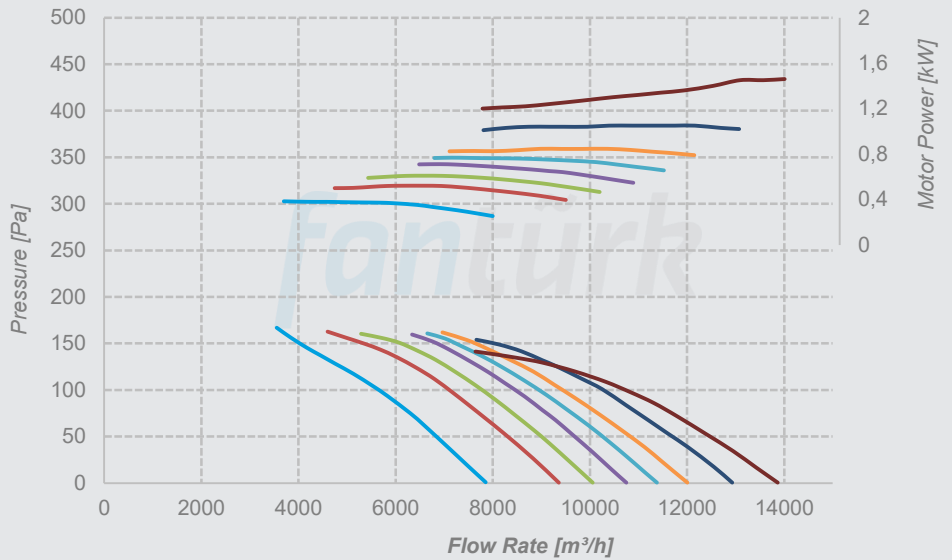
- 25°    — 30°    — 32,5°
- 35°    — 37,5°    — 40°
- 45°    — 50°



**P-FWA 560**  
**Y-FWA 560**  
**H-FWA 560**  
**Ç-FWA 560**

Nos. of Blades 5  
 Hub Size 5  
 Nos. of Poles 4  
 Material Aluminum  
 Pitch Angle

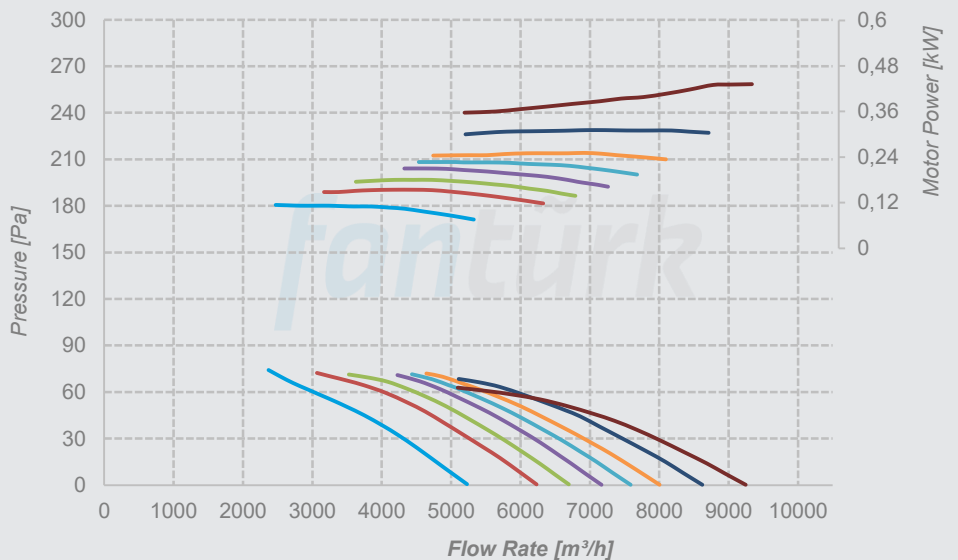
- 25°    — 30°    — 32,5°
- 35°    — 37,5°    — 40°
- 45°    — 50°



**P-FWA 560**  
**Y-FWA 560**  
**H-FWA 560**  
**Ç-FWA 560**

Nos. of Blades 5  
 Hub Size 5  
 Nos. of Poles 6  
 Material Aluminum  
 Pitch Angle

- 25°    — 30°    — 32,5°
- 35°    — 37,5°    — 40°
- 45°    — 50°

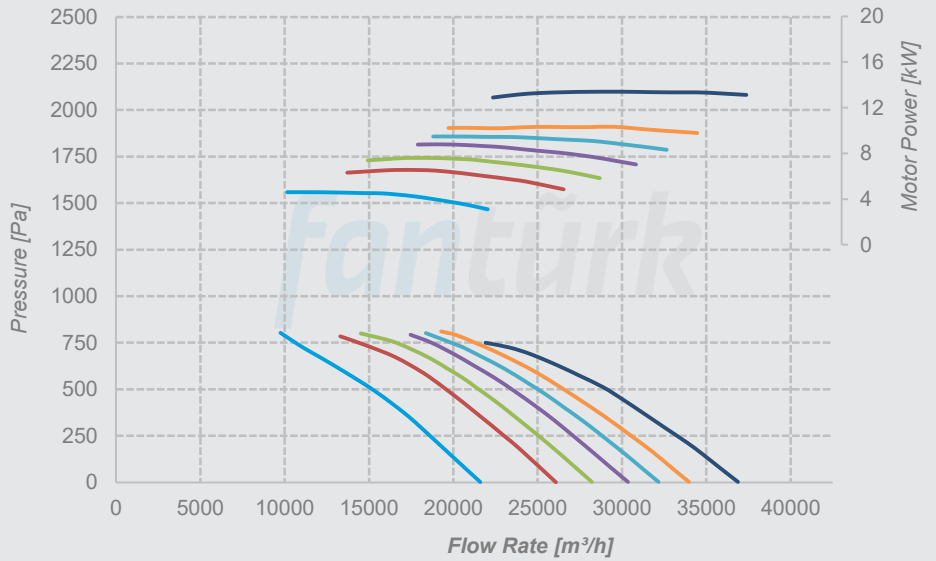


# Performance Curves

**P-FWA 630**  
**Y-FWA 630**  
**H-FWA 630**  
**Ç-FWA 630**

Nos. of Blades 5  
 Hub Size 5  
 Nos. of Poles 2  
 Material Aluminum  
 Pitch Angle

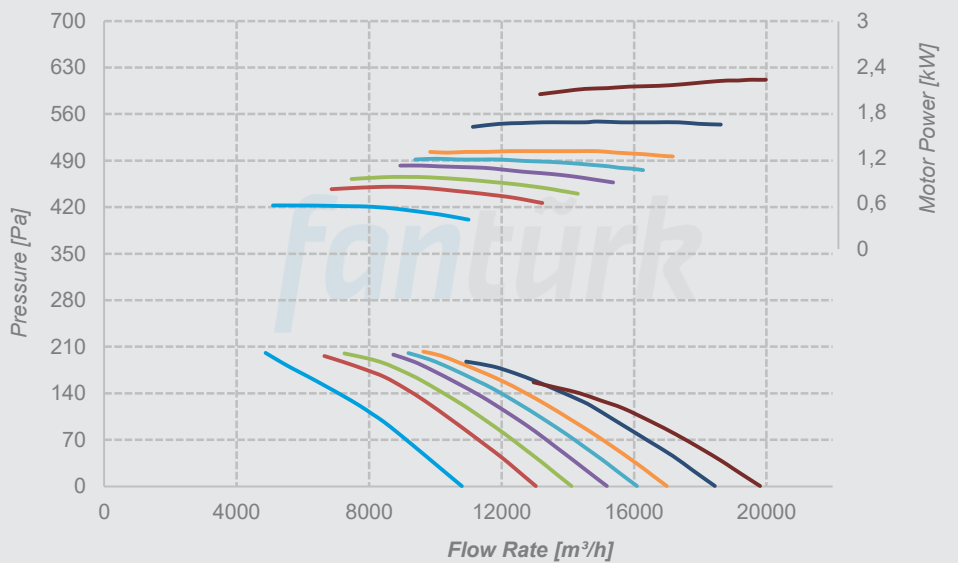
25° 30° 32,5°  
 35° 37,5° 40°  
 45°



**P-FWA 630**  
**Y-FWA 630**  
**H-FWA 630**  
**Ç-FWA 630**

Nos. of Blades 5  
 Hub Size 5  
 Nos. of Poles 4  
 Material Aluminum  
 Pitch Angle

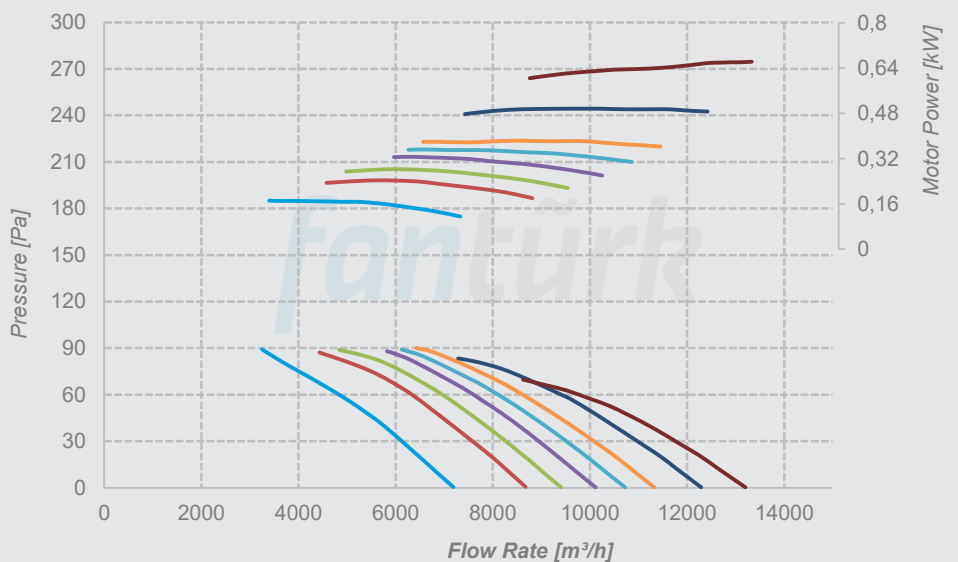
25° 30° 32,5°  
 35° 37,5° 40°  
 45° 50°



**P-FWA 630**  
**Y-FWA 630**  
**H-FWA 630**  
**Ç-FWA 630**

Nos. of Blades 5  
 Hub Size 5  
 Nos. of Poles 6  
 Material Aluminum  
 Pitch Angle

25° 30° 32,5°  
 35° 37,5° 40°  
 45° 50°



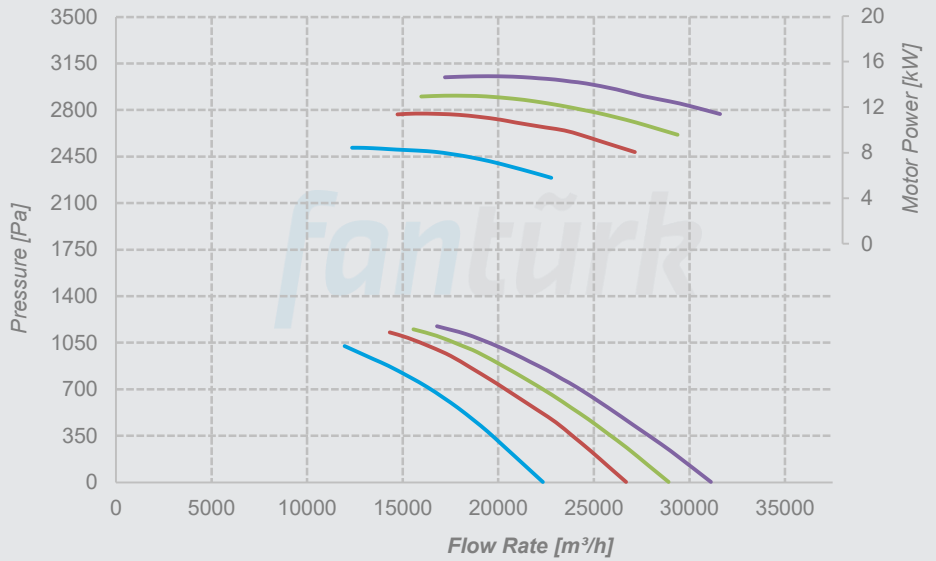


# Performance Curves

**P-FWA 630**  
**Y-FWA 630**  
**H-FWA 630**  
**Ç-FWA 630**

Nos. of Blades 8  
 Hub Size 8  
 Nos. of Poles 2  
 Material Aluminum  
 Pitch Angle

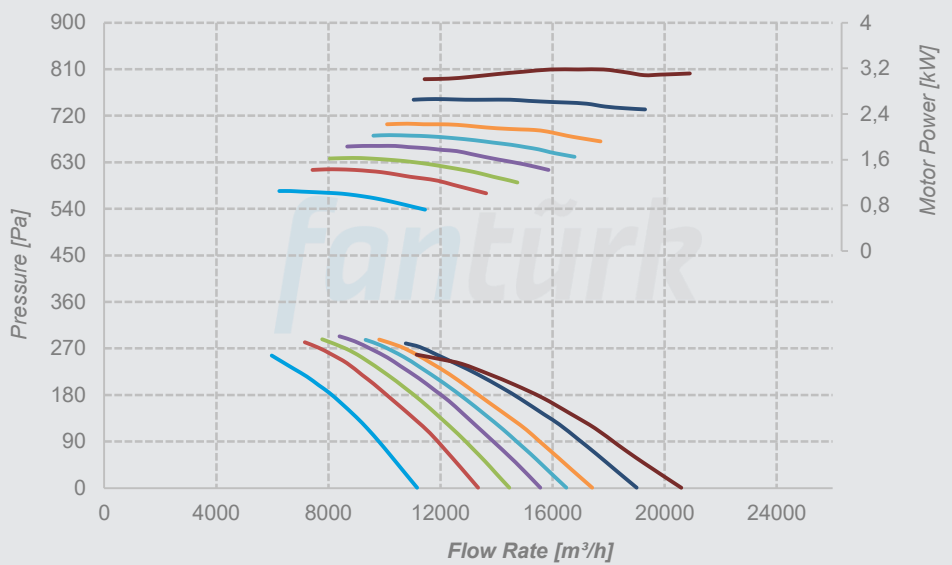
— 25° — 30°  
 — 32,5° — 35°



**P-FWA 630**  
**Y-FWA 630**  
**H-FWA 630**  
**Ç-FWA 630**

Nos. of Blades 8  
 Hub Size 8  
 Nos. of Poles 4  
 Material Aluminum  
 Pitch Angle

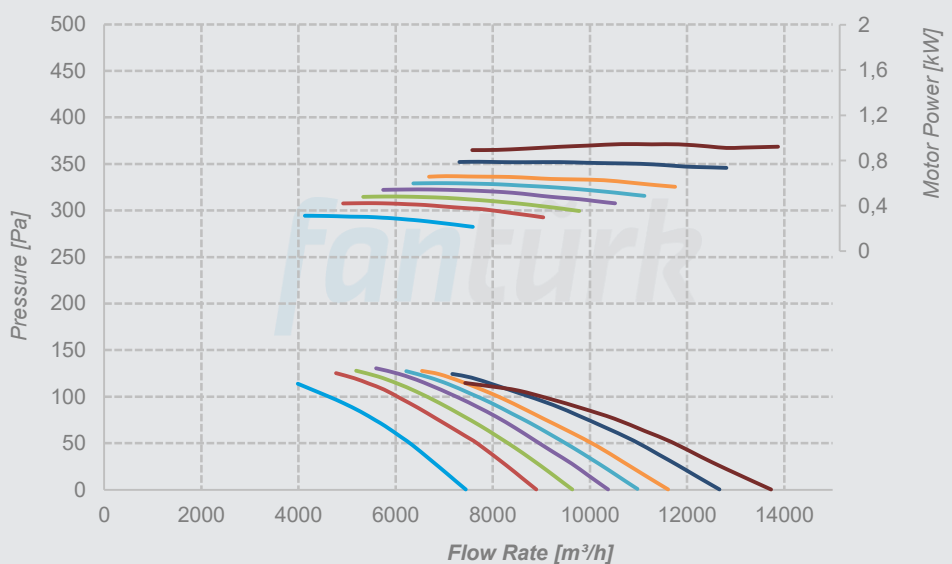
— 25° — 30° — 32,5°  
 — 35° — 37,5° — 40°  
 — 45° — 50°



**P-FWA 630**  
**Y-FWA 630**  
**H-FWA 630**  
**Ç-FWA 630**

Nos. of Blades 8  
 Hub Size 8  
 Nos. of Poles 6  
 Material Aluminum  
 Pitch Angle

— 25° — 30° — 32,5°  
 — 35° — 37,5° — 40°  
 — 45° — 50°

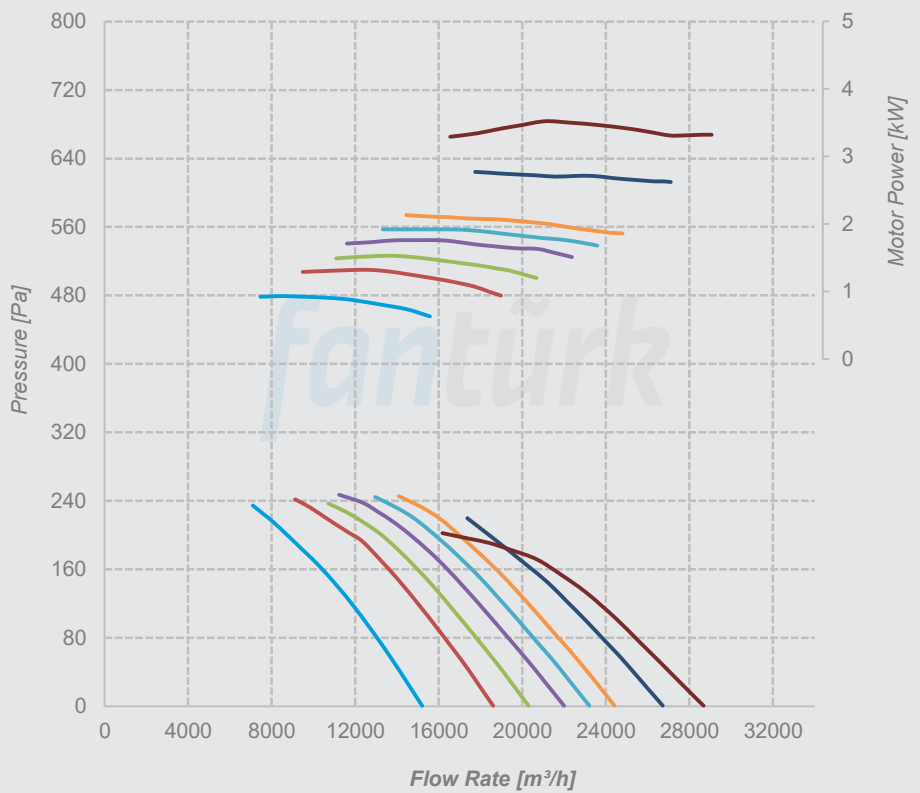


# Performance Curves

**P-FWA 710**  
**Y-FWA 710**  
**H-FWA 710**  
**Ç-FWA 710**

Nos. of Blades 5  
 Hub Size 5  
 Nos. of Poles 4  
 Material Aluminum  
 Pitch Angle

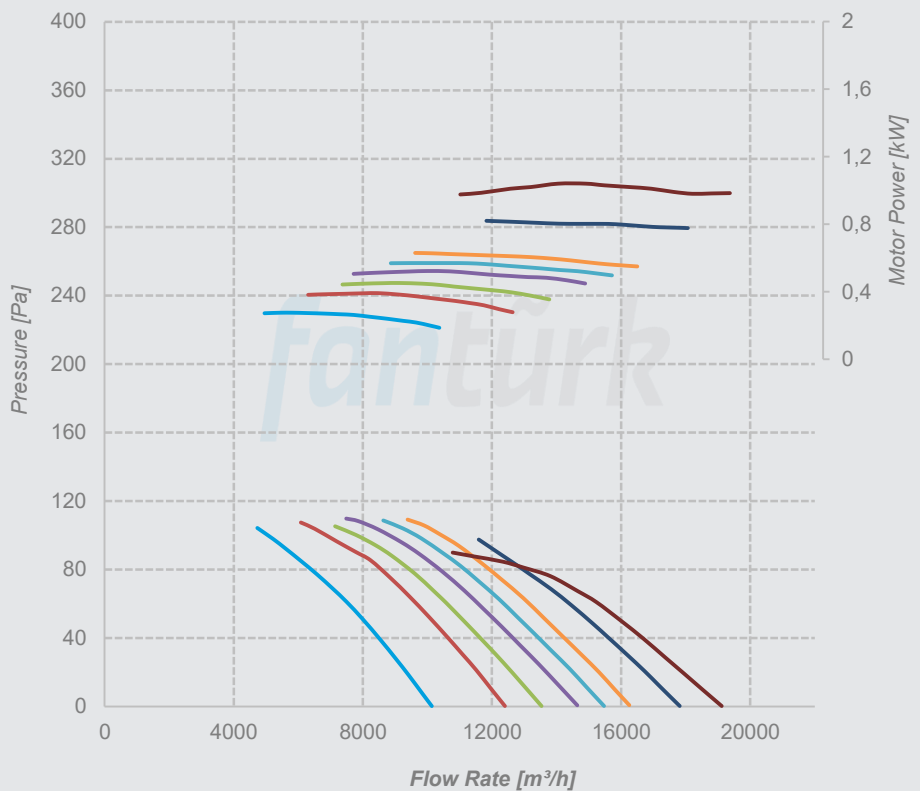
- 25°    — 30°    — 32,5°
- 35°    — 37,5°    — 40°
- 45°    — 50°



**P-FWA 710**  
**Y-FWA 710**  
**H-FWA 710**  
**Ç-FWA 710**

Nos. of Blades 5  
 Hub Size 5  
 Nos. of Poles 6  
 Material Aluminum  
 Pitch Angle

- 25°    — 30°    — 32,5°
- 35°    — 37,5°    — 40°
- 45°    — 50°

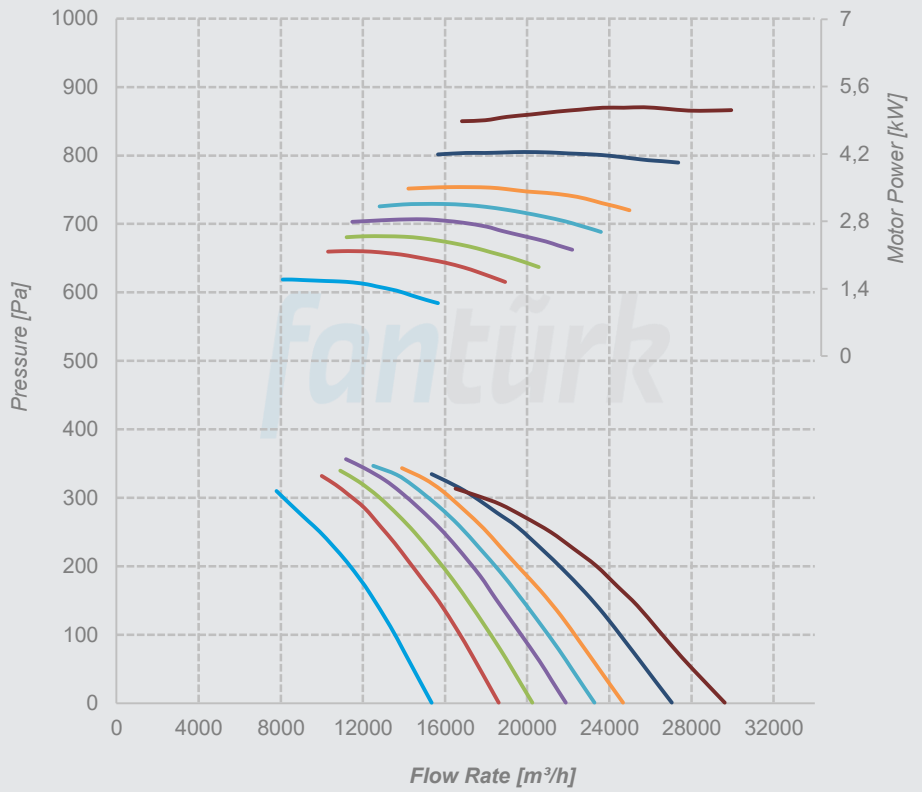


# Performance Curves

**P-FWA 710**  
**Y-FWA 710**  
**H-FWA 710**  
**Ç-FWA 710**

Nos. of Blades 8  
 Hub Size 8  
 Nos. of Poles 4  
 Material Aluminum  
 Pitch Angle

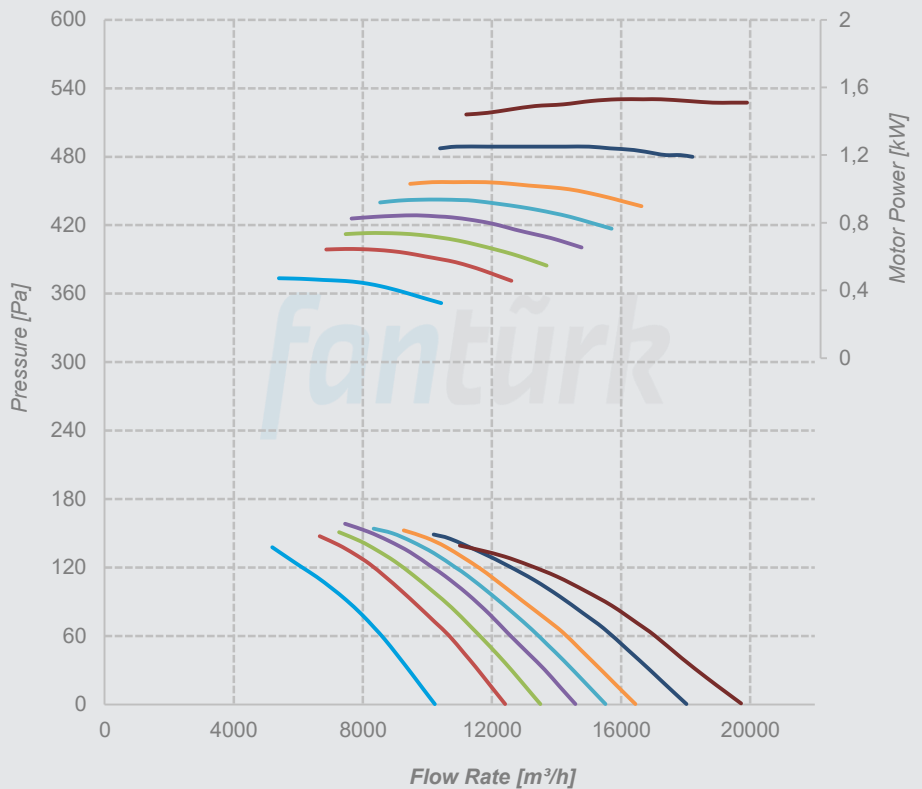
- 25°    — 30°    — 32,5°
- 35°    — 37,5°    — 40°
- 45°    — 50°



**P-FWA 710**  
**Y-FWA 710**  
**H-FWA 710**  
**Ç-FWA 710**

Nos. of Blades 8  
 Hub Size 8  
 Nos. of Poles 6  
 Material Aluminum  
 Pitch Angle

- 25°    — 30°    — 32,5°
- 35°    — 37,5°    — 40°
- 45°    — 50°

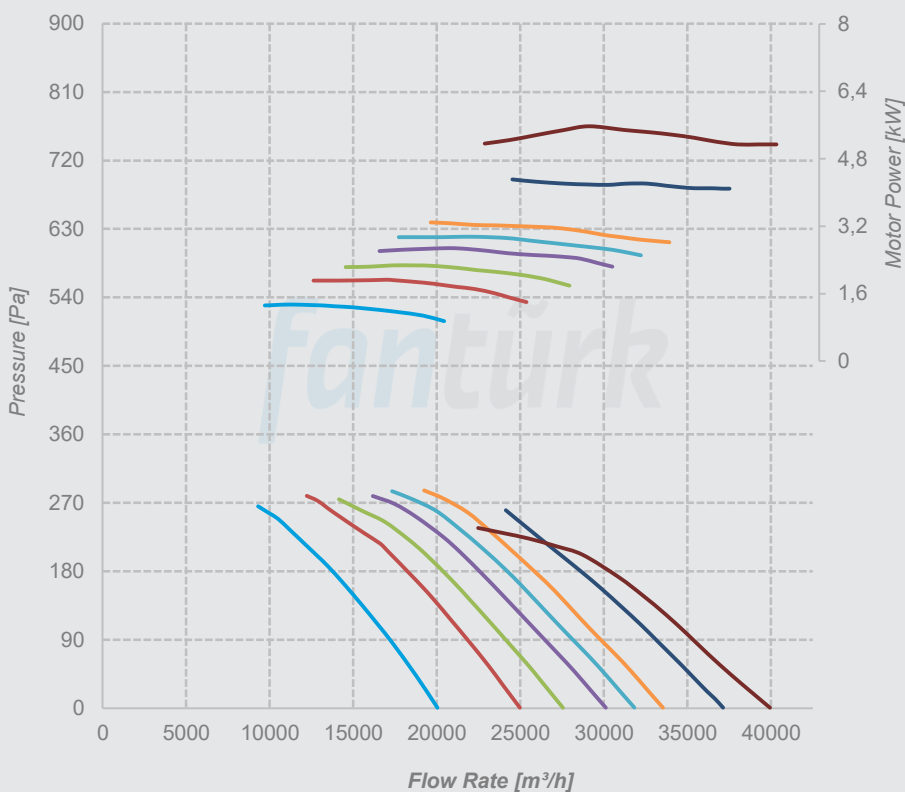


# Performance Curves

**P-FWA 800**  
**Y-FWA 800**  
**H-FWA 800**  
**Ç-FWA 800**

Nos. of Blades 5  
 Hub Size 5  
 Nos. of Poles 4  
 Material Aluminum  
 Pitch Angle

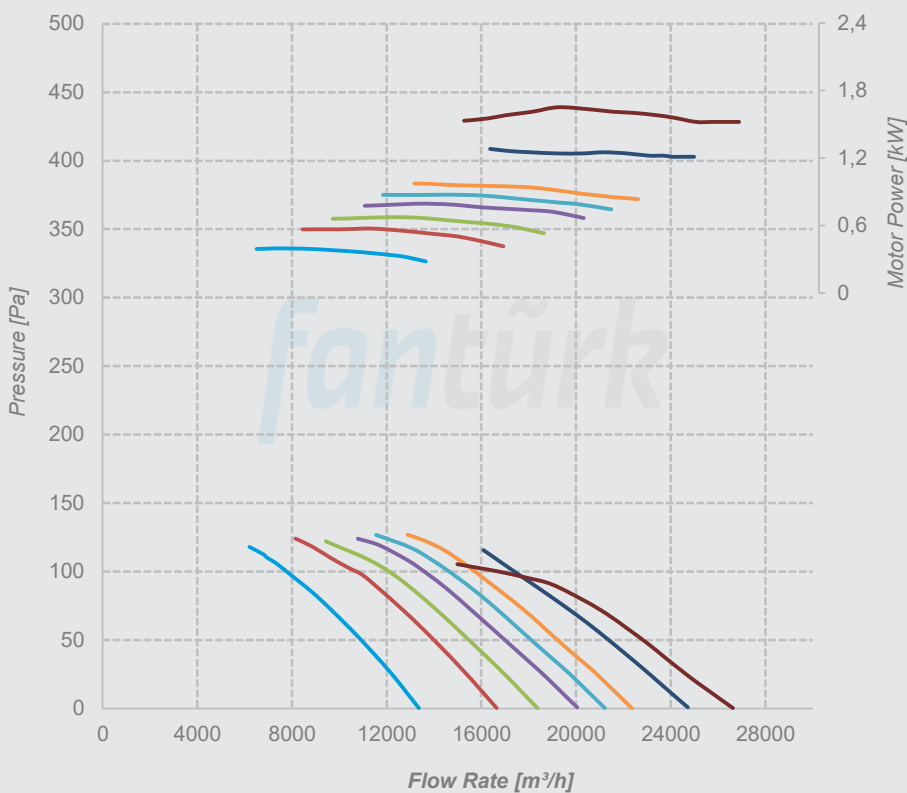
- 25°    — 30°    — 32,5°
- 35°    — 37,5°    — 40°
- 45°    — 50°



**P-FWA 800**  
**Y-FWA 800**  
**H-FWA 800**  
**Ç-FWA 800**

Nos. of Blades 5  
 Hub Size 5  
 Nos. of Poles 6  
 Material Aluminum  
 Pitch Angle

- 25°    — 30°    — 32,5°
- 35°    — 37,5°    — 40°
- 45°    — 50°

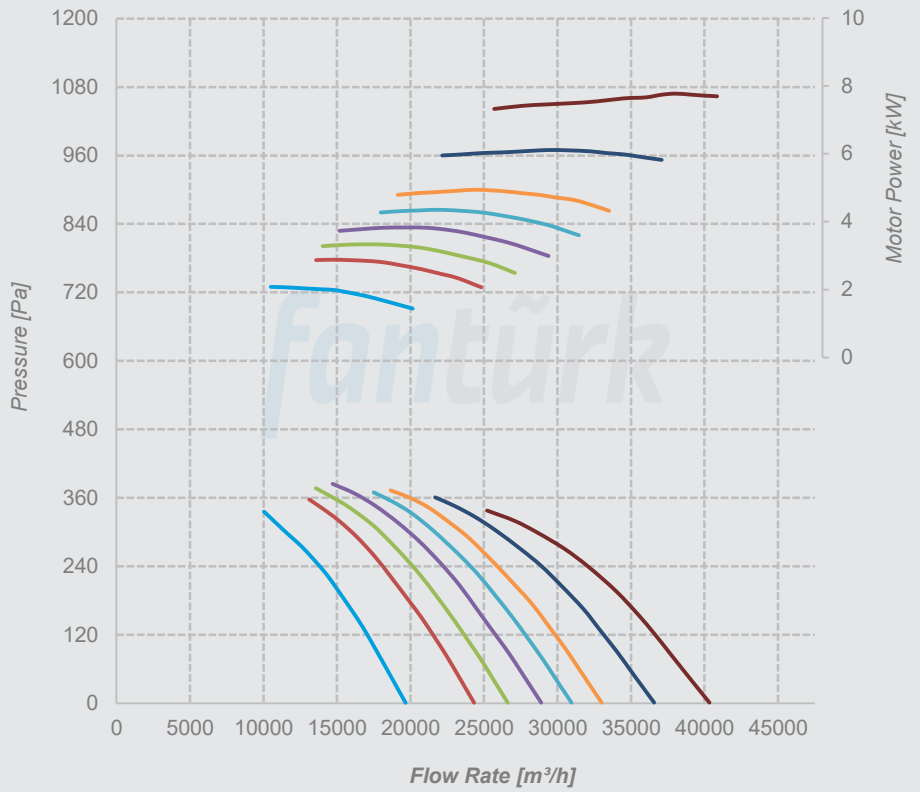


# Performance Curves

**P-FWA 800**  
**Y-FWA 800**  
**H-FWA 800**  
**Ç-FWA 800**

Nos. of Blades 8  
 Hub Size 8  
 Nos. of Poles 4  
 Material Aluminum  
 Pitch Angle

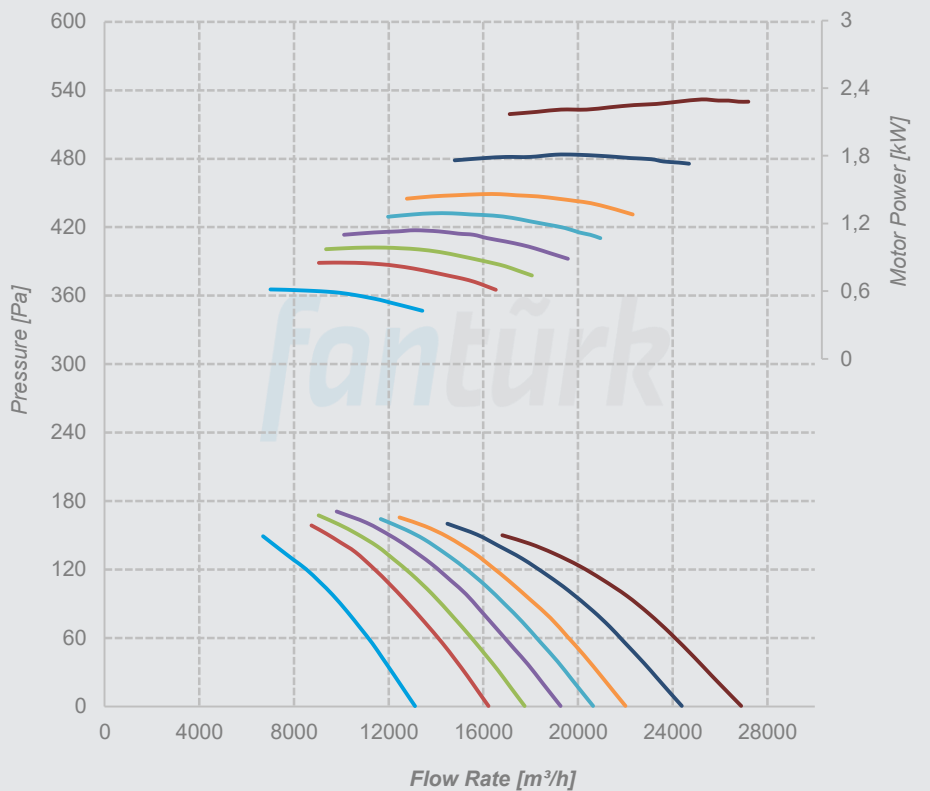
- 25°    — 30°    — 32,5°
- 35°    — 37,5°    — 40°
- 45°    — 50°



**P-FWA 800**  
**Y-FWA 800**  
**H-FWA 800**  
**Ç-FWA 800**

Nos. of Blades 8  
 Hub Size 8  
 Nos. of Poles 6  
 Material Aluminum  
 Pitch Angle

- 25°    — 30°    — 32,5°
- 35°    — 37,5°    — 40°
- 45°    — 50°

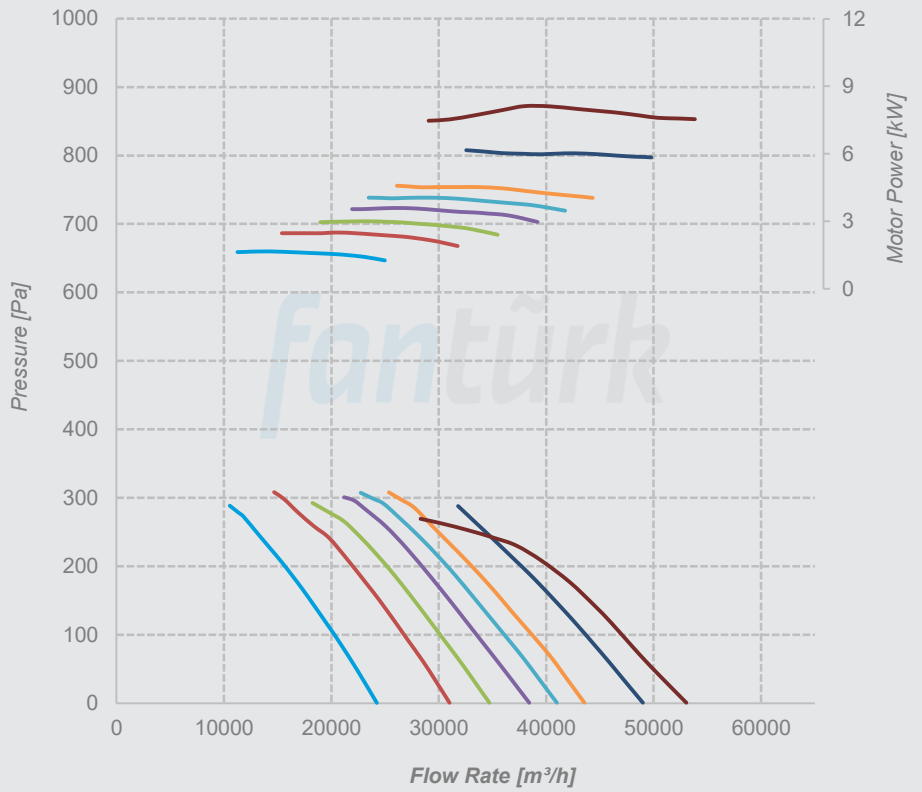


# Performance Curves

**P-FWA 900**  
**Y-FWA 900**  
**H-FWA 900**  
**Ç-FWA 900**

Nos. of Blades 5  
 Hub Size 5  
 Nos. of Poles 4  
 Material Aluminum  
 Pitch Angle

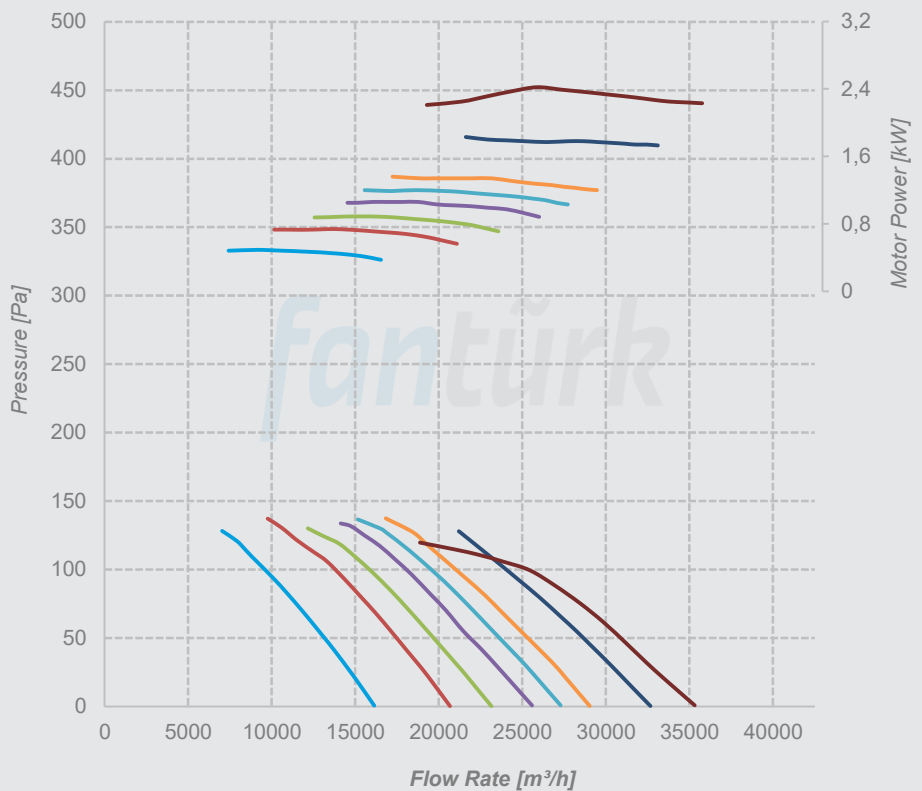
- 25°    — 30°    — 32,5°
- 35°    — 37,5°    — 40°
- 45°    — 50°



**P-FWA 900**  
**Y-FWA 900**  
**H-FWA 900**  
**Ç-FWA 900**

Nos. of Blades 5  
 Hub Size 5  
 Nos. of Poles 6  
 Material Aluminum  
 Pitch Angle

- 25°    — 30°    — 32,5°
- 35°    — 37,5°    — 40°
- 45°    — 50°

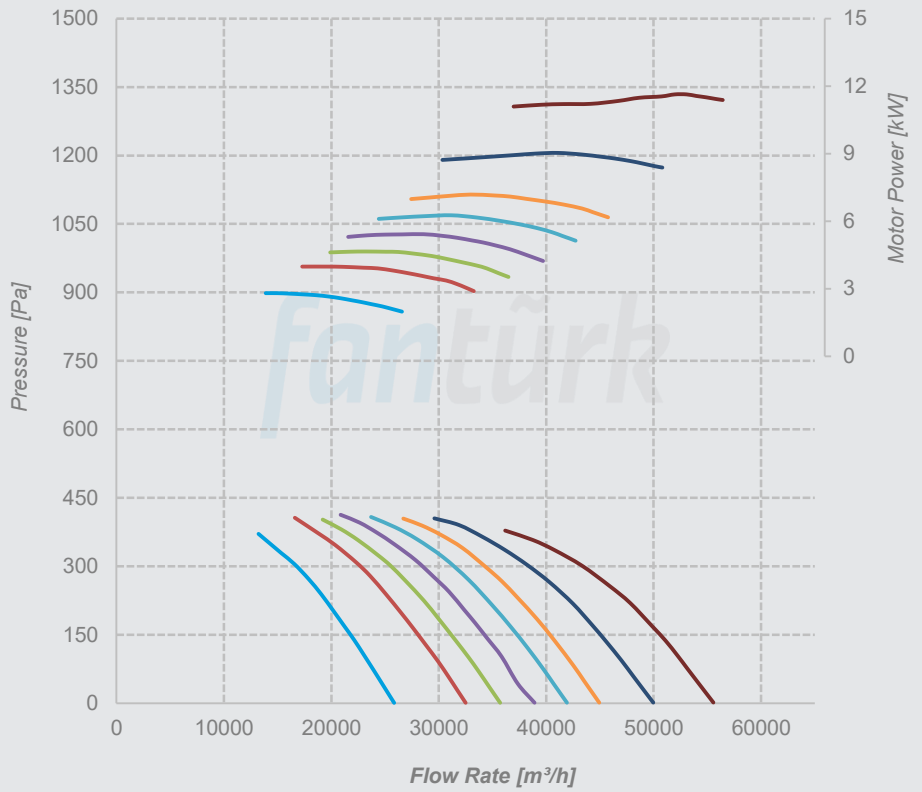


# Performance Curves

**P-FWA 900**  
**Y-FWA 900**  
**H-FWA 900**  
**Ç-FWA 900**

Nos. of Blades 8  
 Hub Size 8  
 Nos. of Poles 4  
 Material Aluminum  
 Pitch Angle

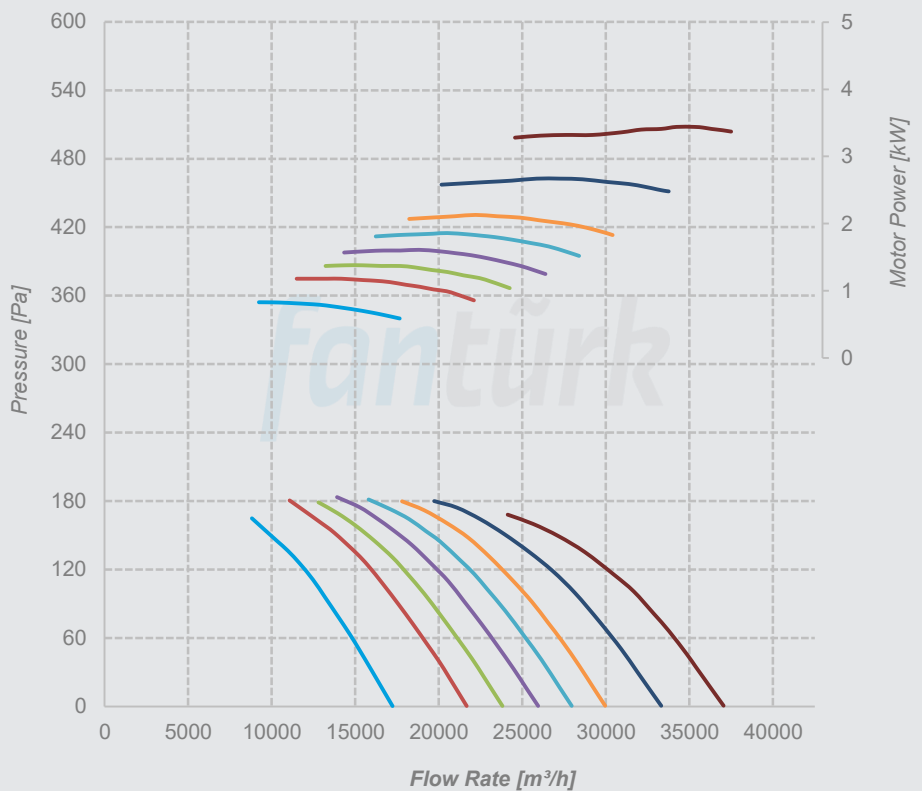
- 25°    — 30°    — 32,5°
- 35°    — 37,5°    — 40°
- 45°    — 50°



**P-FWA 900**  
**Y-FWA 900**  
**H-FWA 900**  
**Ç-FWA 900**

Nos. of Blades 8  
 Hub Size 8  
 Nos. of Poles 6  
 Material Aluminum  
 Pitch Angle

- 25°    — 30°    — 32,5°
- 35°    — 37,5°    — 40°
- 45°    — 50°

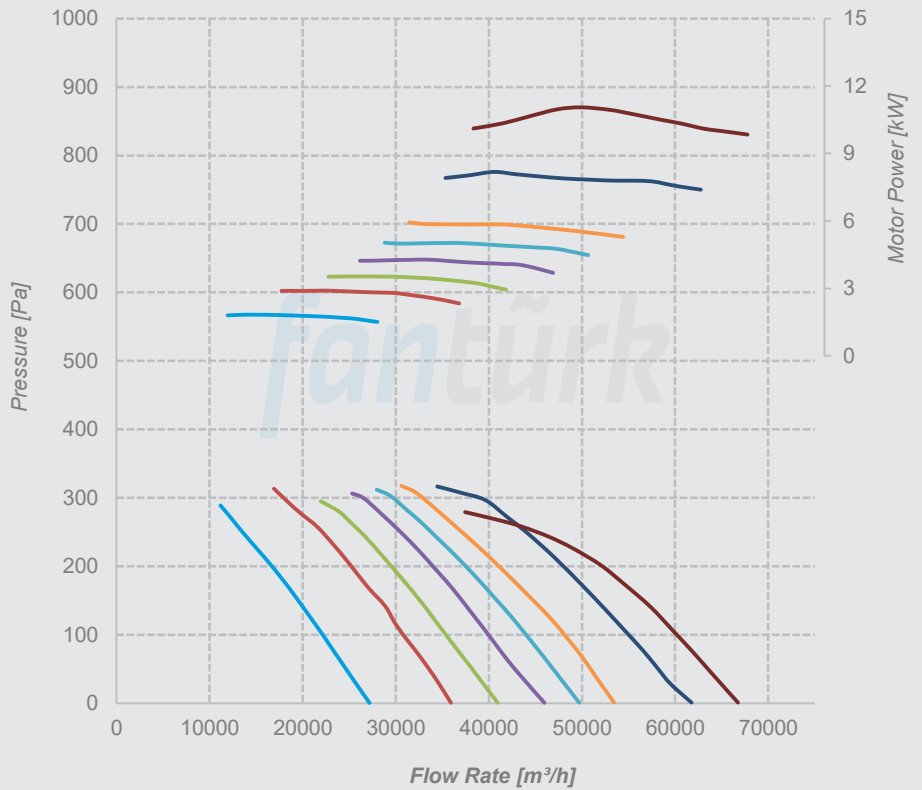


# Performance Curves

**P-FWA 1000**  
**Y-FWA 1000**  
**H-FWA 1000**  
**Ç-FWA 1000**

Nos. of Blades 5  
 Hub Size 5  
 Nos. of Poles 4  
 Material Aluminum  
 Pitch Angle

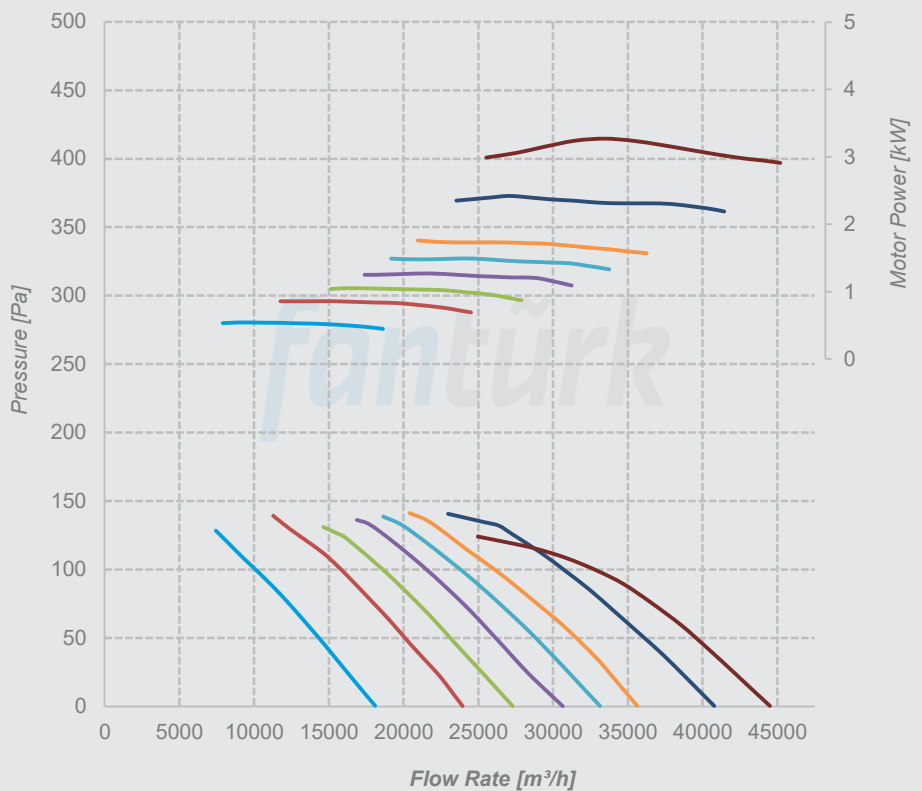
- 25°    — 30°    — 32,5°
- 35°    — 37,5°    — 40°
- 45°    — 50°



**P-FWA 1000**  
**Y-FWA 1000**  
**H-FWA 1000**  
**Ç-FWA 1000**

Nos. of Blades 5  
 Hub Size 5  
 Nos. of Poles 6  
 Material Aluminum  
 Pitch Angle

- 25°    — 30°    — 32,5°
- 35°    — 37,5°    — 40°
- 45°    — 50°



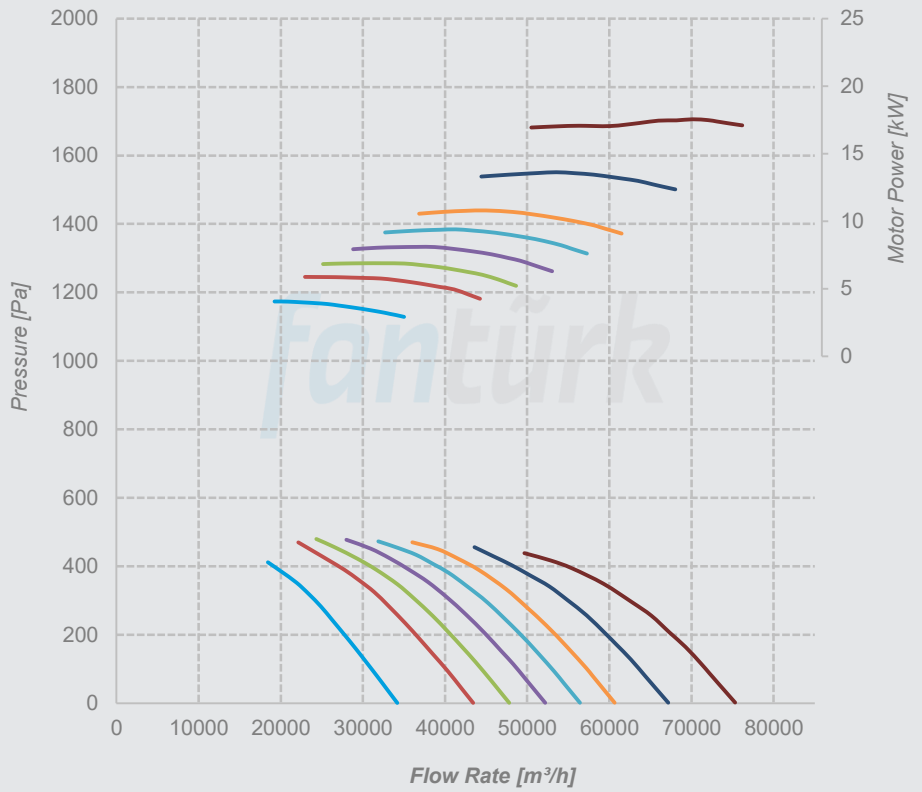


# Performance Curves

**P-FWA 1000**  
**Y-FWA 1000**  
**H-FWA 1000**  
**Ç-FWA 1000**

Nos. of Blades 8  
 Hub Size 8  
 Nos. of Poles 4  
 Material Aluminum  
 Pitch Angle

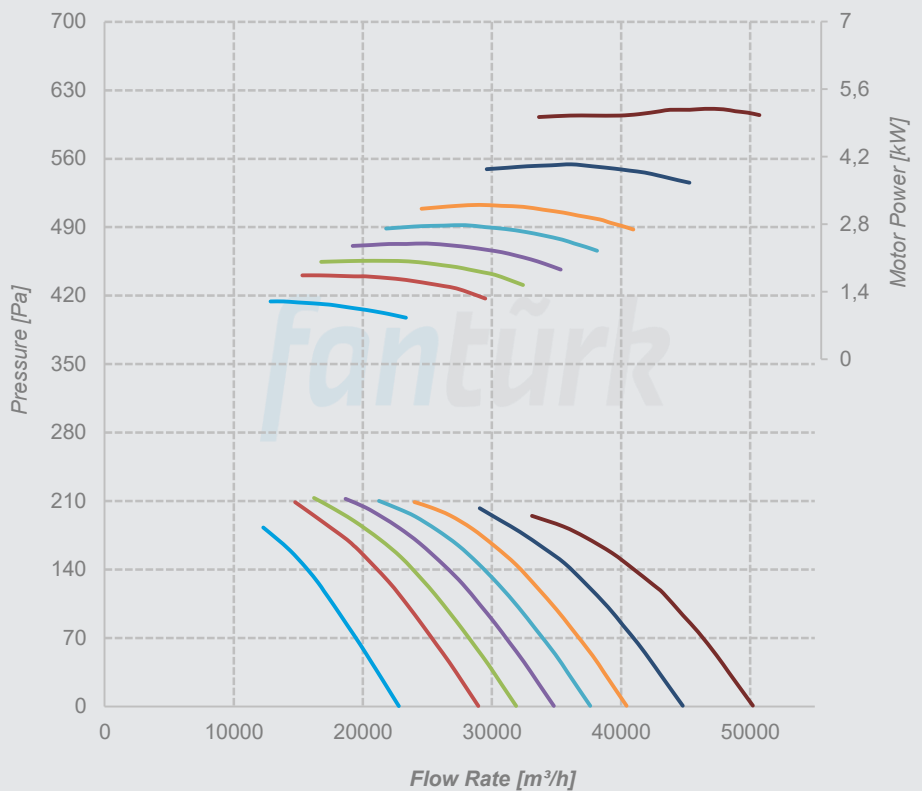
- 25°    — 30°    — 32,5°
- 35°    — 37,5°    — 40°
- 45°    — 50°



**P-FWA 1000**  
**Y-FWA 1000**  
**H-FWA 1000**  
**Ç-FWA 1000**

Nos. of Blades 8  
 Hub Size 8  
 Nos. of Poles 6  
 Material Aluminum  
 Pitch Angle

- 25°    — 30°    — 32,5°
- 35°    — 37,5°    — 40°
- 45°    — 50°

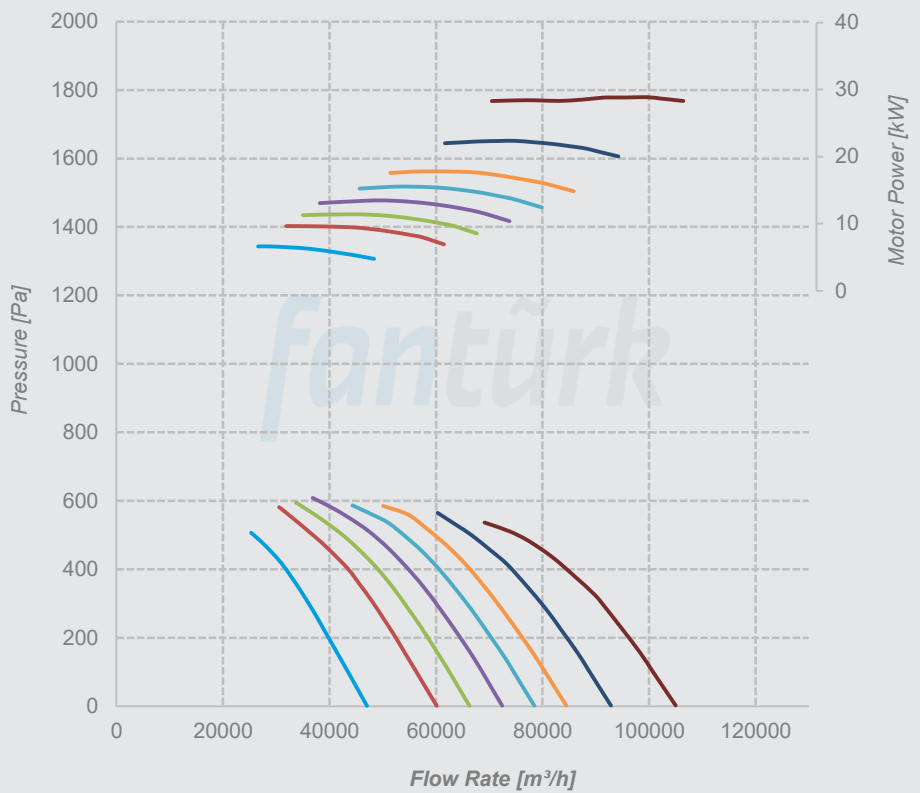


# Performance Curves

**P-FWA 1120**  
**Y-FWA 1120**  
**H-FWA 1120**  
**Ç-FWA 1120**

Nos. of Blades 8  
 Hub Size 8  
 Nos. of Poles 4  
 Material Aluminum  
 Pitch Angle

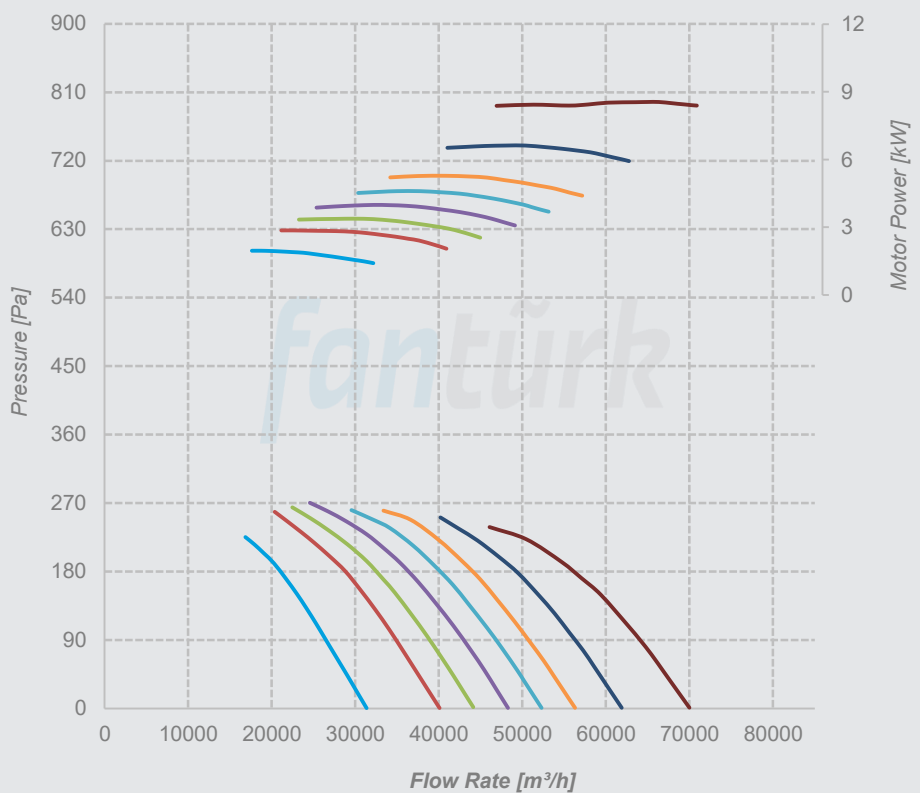
- 25°    — 30°    — 32,5°
- 35°    — 37,5°    — 40°
- 45°    — 50°



**P-FWA 1120**  
**Y-FWA 1120**  
**H-FWA 1120**  
**Ç-FWA 1120**

Nos. of Blades 8  
 Hub Size 8  
 Nos. of Poles 6  
 Material Aluminum  
 Pitch Angle

- 25°    — 30°    — 32,5°
- 35°    — 37,5°    — 40°
- 45°    — 50°

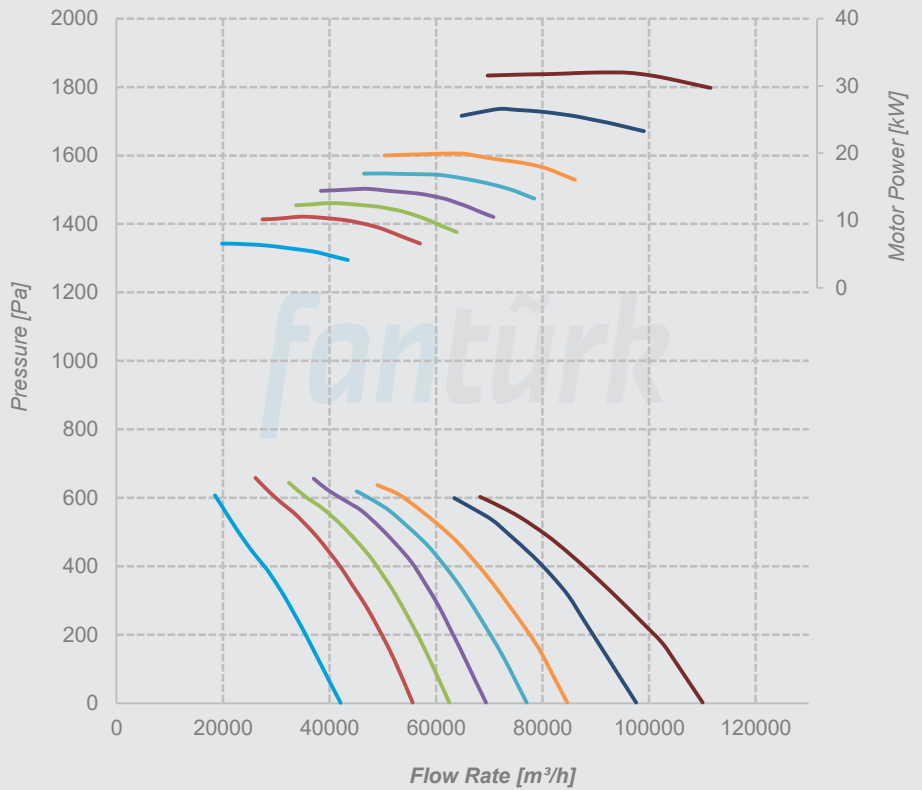


# Performance Curves

**P-FWA 1120**  
**Y-FWA 1120**  
**H-FWA 1120**  
**Ç-FWA 1120**

Nos. of Blades 12  
 Hub Size 12  
 Nos. of Poles 4  
 Material Aluminum  
 Pitch Angle

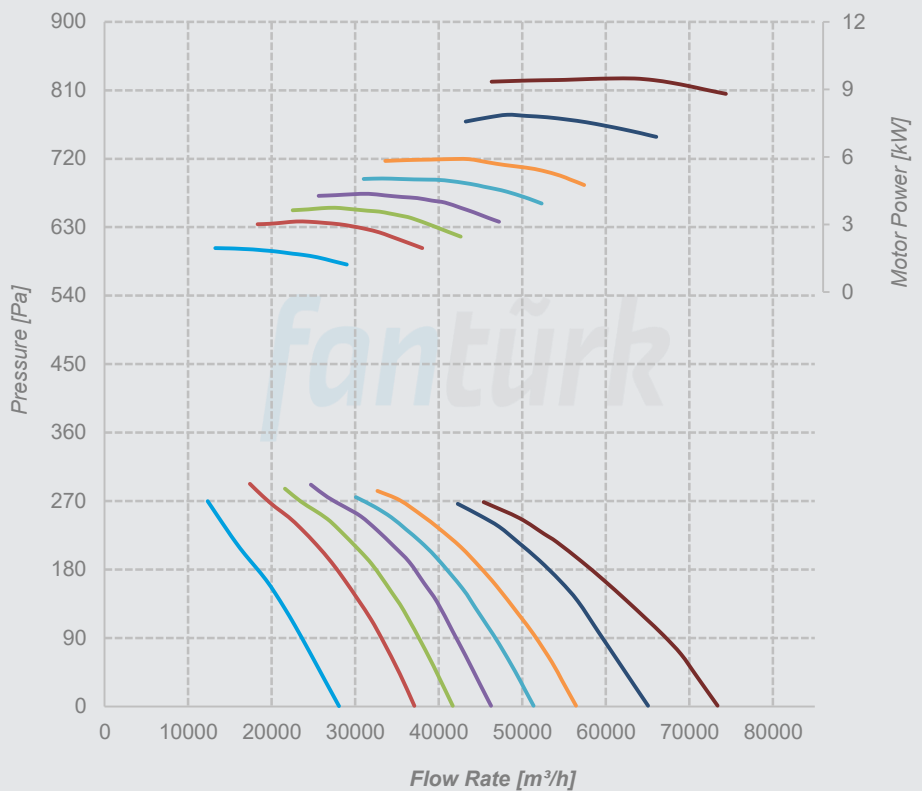
- 25°    — 30°    — 32,5°
- 35°    — 37,5°    — 40°
- 45°    — 50°



**P-FWA 1120**  
**Y-FWA 1120**  
**H-FWA 1120**  
**Ç-FWA 1120**

Nos. of Blades 12  
 Hub Size 12  
 Nos. of Poles 6  
 Material Aluminum  
 Pitch Angle

- 25°    — 30°    — 32,5°
- 35°    — 37,5°    — 40°
- 45°    — 50°

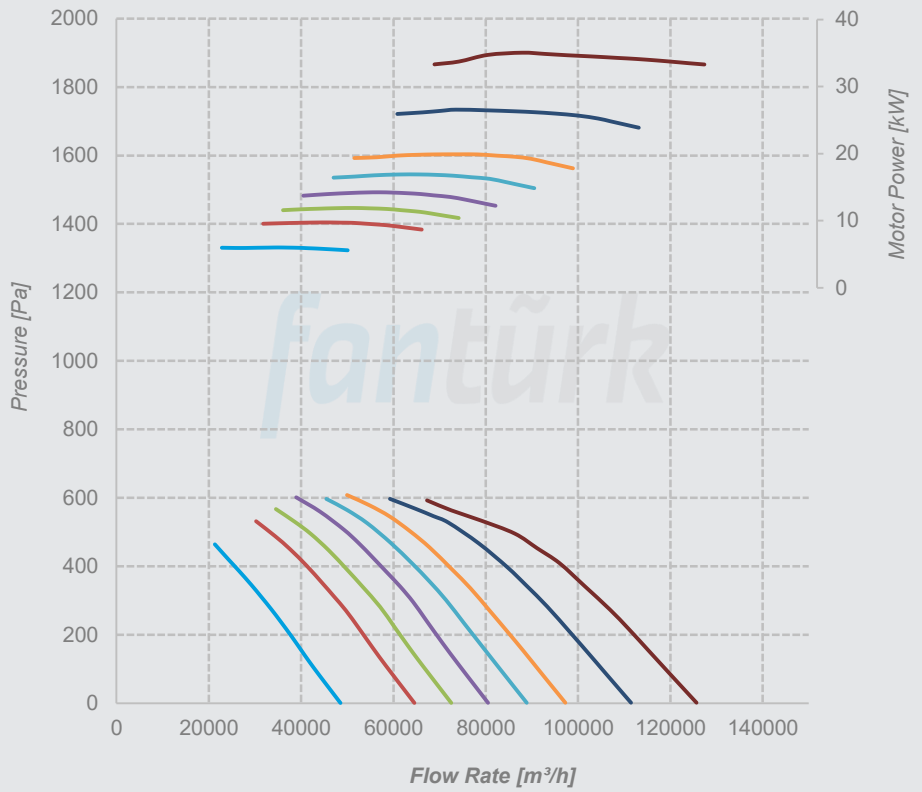


# Performance Curves

**P-FWA 1250**  
**Y-FWA 1250**  
**H-FWA 1250**  
**Ç-FWA 1250**

Nos. of Blades 8  
 Hub Size 16  
 Nos. of Poles 4  
 Material Aluminum  
 Pitch Angle

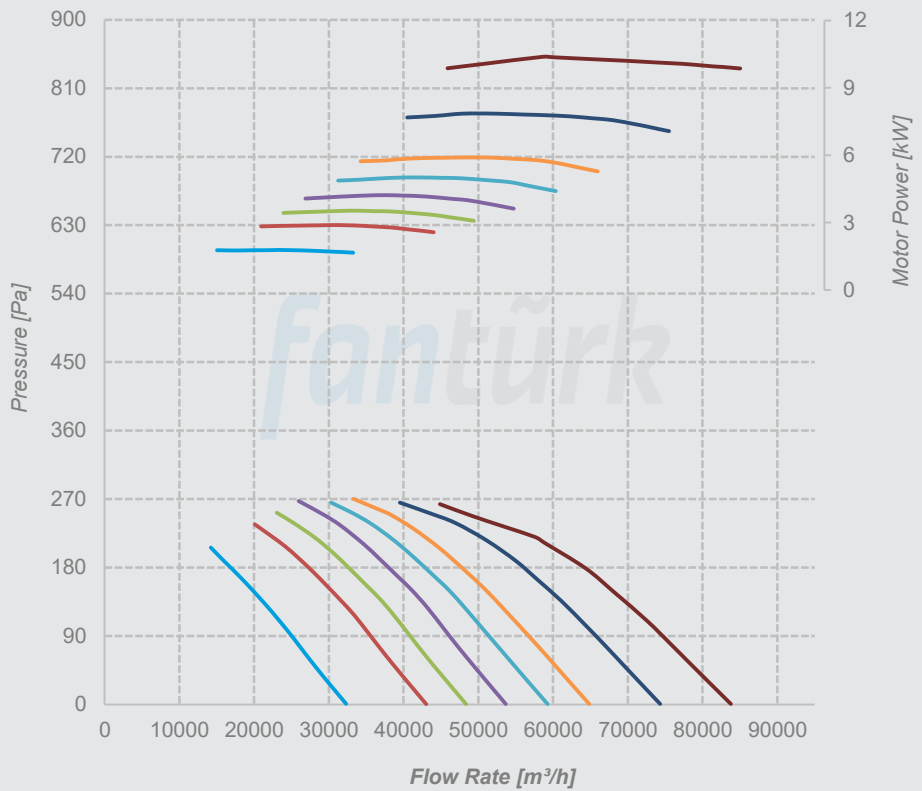
- 25°    — 30°    — 32,5°
- 35°    — 37,5°    — 40°
- 45°    — 50°



**P-FWA 1250**  
**Y-FWA 1250**  
**H-FWA 1250**  
**Ç-FWA 1250**

Nos. of Blades 8  
 Hub Size 16  
 Nos. of Poles 6  
 Material Aluminum  
 Pitch Angle

- 25°    — 30°    — 32,5°
- 35°    — 37,5°    — 40°
- 45°    — 50°

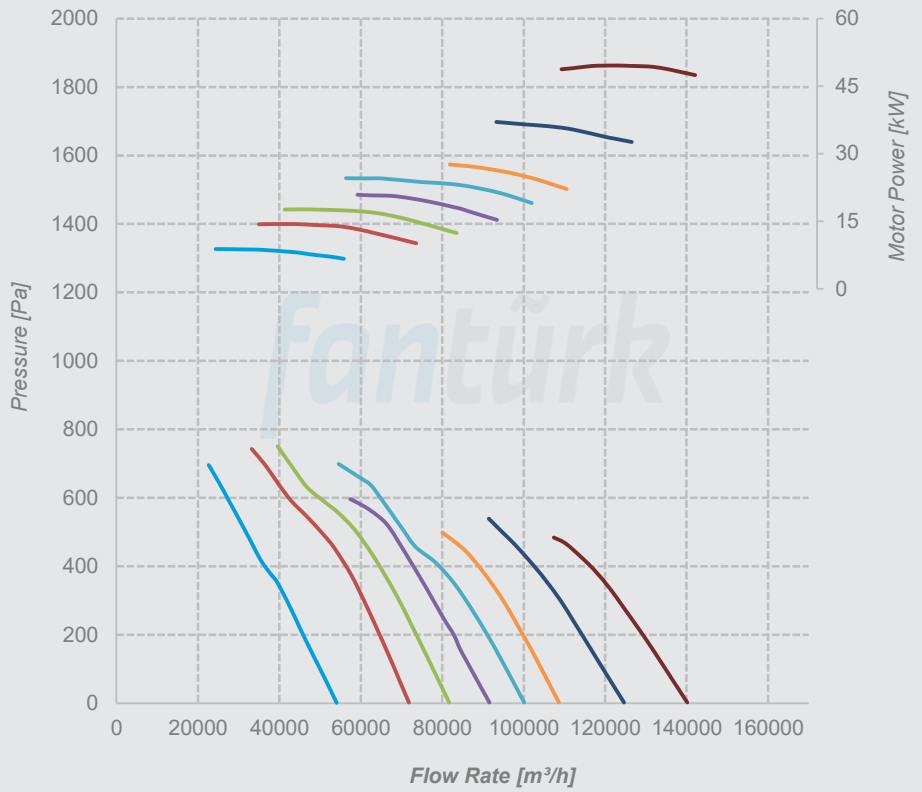


# Performance Curves

**P-FWA 1250**  
**Y-FWA 1250**  
**H-FWA 1250**  
**Ç-FWA 1250**

Nos. of Blades 12  
 Hub Size 16  
 Nos. of Poles 4  
 Material Aluminum  
 Pitch Angle

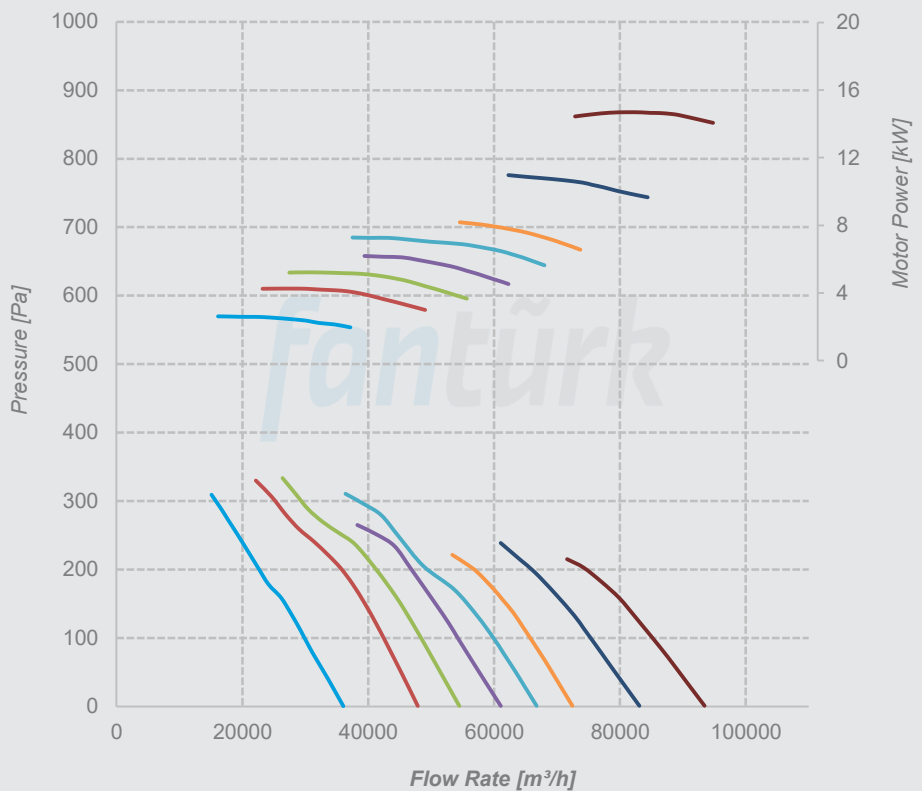
- 25°    — 30°    — 32,5°
- 35°    — 37,5°    — 40°
- 45°    — 50°



**P-FWA 1250**  
**Y-FWA 1250**  
**H-FWA 1250**  
**Ç-FWA 1250**

Nos. of Blades 12  
 Hub Size 16  
 Nos. of Poles 6  
 Material Aluminum  
 Pitch Angle

- 25°    — 30°    — 32,5°
- 35°    — 37,5°    — 40°
- 45°    — 50°

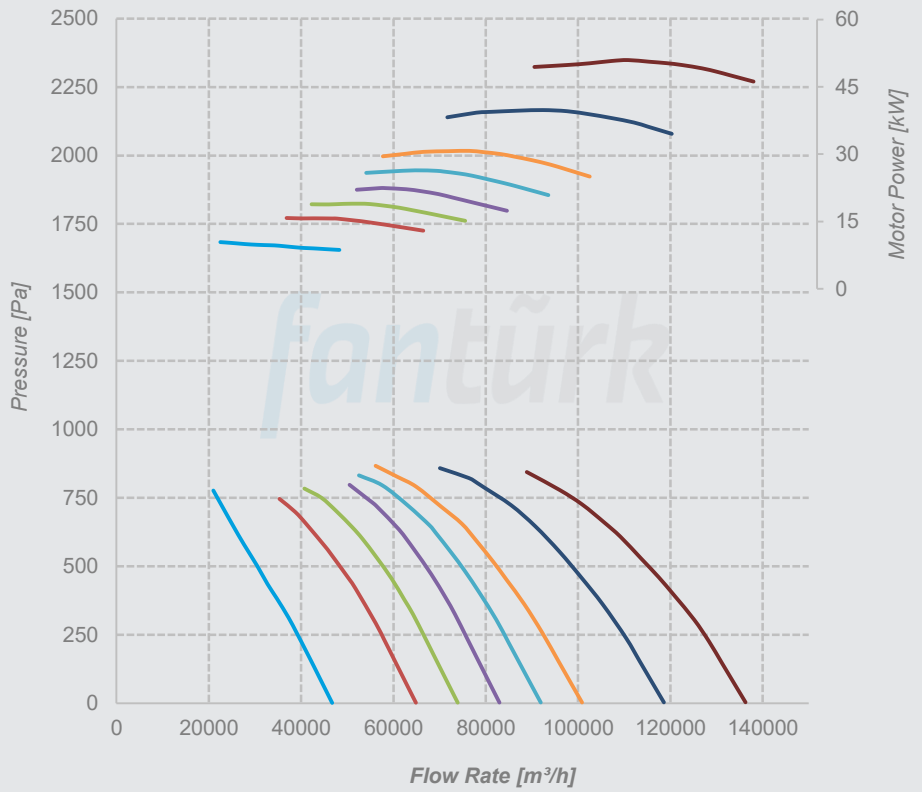


# Performance Curves

**P-FWA 1250**  
**Y-FWA 1250**  
**H-FWA 1250**  
**Ç-FWA 1250**

Nos. of Blades 16  
 Hub Size 16  
 Nos. of Poles 4  
 Material Aluminum  
 Pitch Angle

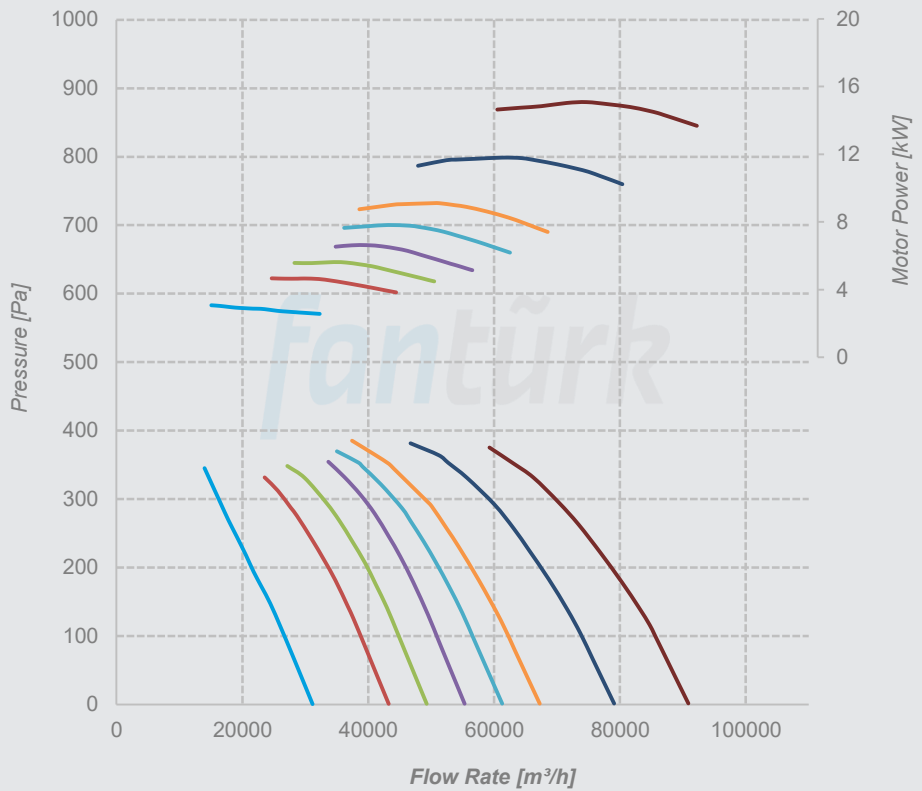
- 25°    — 30°    — 32,5°
- 35°    — 37,5°    — 40°
- 45°    — 50°



**P-FWA 1250**  
**Y-FWA 1250**  
**H-FWA 1250**  
**Ç-FWA 1250**

Nos. of Blades 16  
 Hub Size 16  
 Nos. of Poles 6  
 Material Aluminum  
 Pitch Angle

- 25°    — 30°    — 32,5°
- 35°    — 37,5°    — 40°
- 45°    — 50°



*Minarelicavus OSB District 202. Street No: 19 Nilüfer/Bursa Turkey  
T: 90(224)482 50 95 E: info@fanturk.com.tr*

*fanturk.com.tr*