

# **D-KTF** **Rectangular Duct** **Type In-Line Fan**



## **Installation &** **Operation Manual**



# Contents

<i>Company Information</i>	<b>03</b>	<i>Storage and Transportation</i>	<b>09</b>
<i>General Warnings</i>	<b>04</b>	<i>Troubleshooting</i>	<b>10</b>
<i>Technical Specifications</i>	<b>05</b>	<i>Periodic Maintenance &amp; Cleaning</i>	<b>10</b>
<i>Mechanical Installation</i>	<b>06</b>	<i>Warranty and Service</i>	<b>11</b>
<i>Electrical Installation</i>	<b>07</b>	<i>Warranty Conditions</i>	<b>12</b>
<i>Usage</i>	<b>08</b>		

## Company Informations

### Manufacturer or Importer Company

<b>Title</b>	Havart İklimlendirme Ltd. Şti.	<b>Signature and Stamp of Company Official</b>
<b>Address</b>	Minareliçavuş OSB District 202. Street No:19 Nilüfer / BURSA / TURKEY	
<b>Contact Info</b>	Tel : +90 0224 482 50 95 (pbx)	
<b>Web Site</b>	www.fanturk.com.tr	

### Product

<b>Type</b>	In-Line Fan
<b>Brand</b>	Fantürk
<b>Model</b>	D-KTF
<b>Serial Number</b>	-
<b>Delivery Date, Place</b>	-
<b>Max. Repair Time</b>	(20) Twenty work days
<b>Warranty Period</b>	(2) Two years

### Seller Company

<b>Title</b>		<b>Signature and Stamp of Company Official</b>
<b>Address</b>		
<b>Contact Info</b>		
<b>Web Site</b>		
<b>Invoice Date And Number</b>		

### Customer

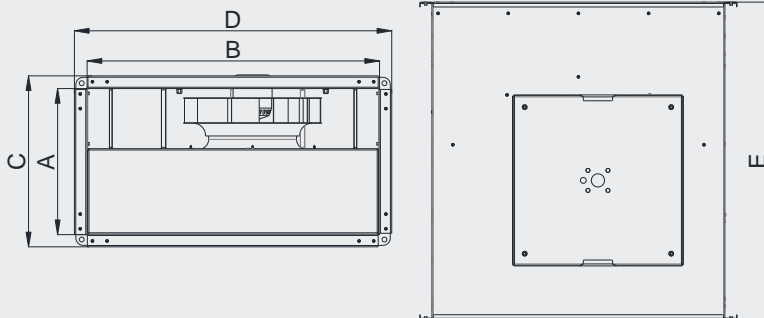
<b>Name - Surname</b>	
<b>Address</b>	
<b>Phone Number</b>	

## General Warnings



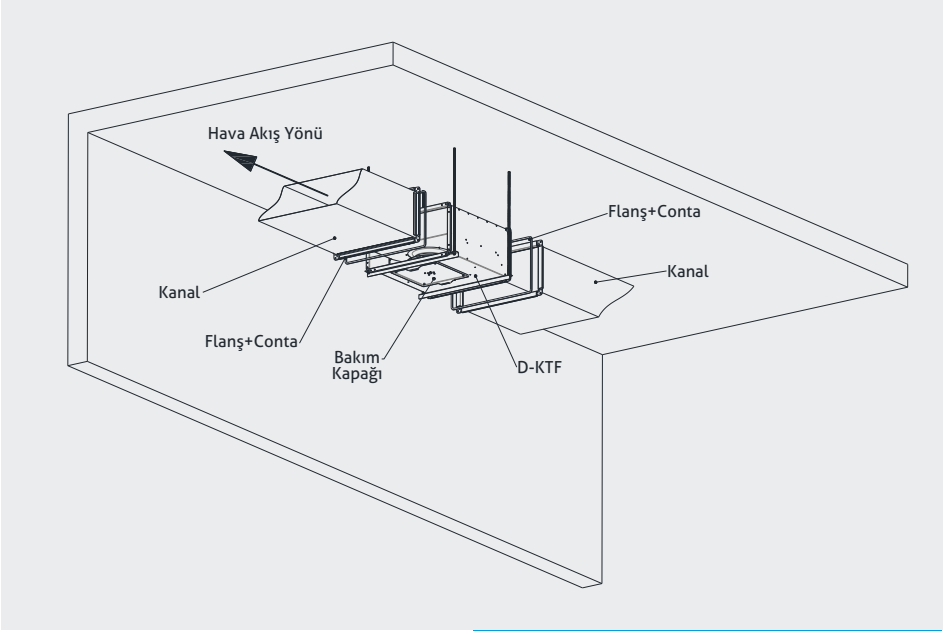
- *These devices contain rotating parts and electric connections. Therefore, pay attention to safety warnings during their assembly, maintenance and operation.*
- *These devices are intended that should not be used by people with physical, sensory and mental disability ( including children ) or used by people who have lack of experience and knowledge, without the supervision and management of the usage these devices.*
- *Keep the fan away from children and do not let unauthorized people to use it.*
- *Electrical connections and assembly must be made by authorized persons.*
- *The product must have an air duct of its own.*
- *During transport, operation and maintenance, hands should be protected with gloves against cuts.*
- *The fan should not be touched while the fan is running.*
- *Avoiding of any kind of damage, periodic maintenance and cleaning should be done.*
- *Do not use the product at ambient temperatures above 80°C.*
- *The products produced by our company do not contain mercury.pcb (polychloride biphenyl) asbestos materials, which are harmful to human health.*

## Technical Specifications



MODEL	A	B	C	D	E	VOLTAGE	FREQUENCY	MOTOR POWER	CURRENT	CAPACITOR	MOTOR SPEED	FLOW RATE	SOUND PRESSURE LEVEL	WEIGHT
	mm	mm	mm	mm	mm	V	Hz	W	A	µf	rpm	m <sup>3</sup> /h	dBa	kg
D-KTF 30 - 15	150	300	200	350	400	230	50	66	0,3	3	2300	540	48	7,2
D-KTF 40 - 20A	200	400	250	450	500	230	50	100	0,47	3	2580	800	53	11
D-KTF 40 - 20B	200	400	250	450	500	230	50	150	0,7	4	2600	1020	55	11,5
D-KTF 50 - 25	250	500	300	550	550	230	50	200	0,9	6	2600	1520	56	16
D-KTF 60 - 30	300	600	350	650	650	230	50	250	1,1	8	2500	1840	50	20
D-KTF 60 - 35	350	600	400	650	750	230	50	210	1	8	1400	2520	53	27
D-KTF 70 - 40	400	700	450	750	800	230	50	500	1,8	12	1380	4100	60	38
D-KTF 80 - 50	500	800	550	850	900	230	50	500	2,2	12	1300	5600	64	61
D-KTF 100 - 50	500	1000	550	1050	1050	380	50	1560	2,9	-	1330	7600	66	86

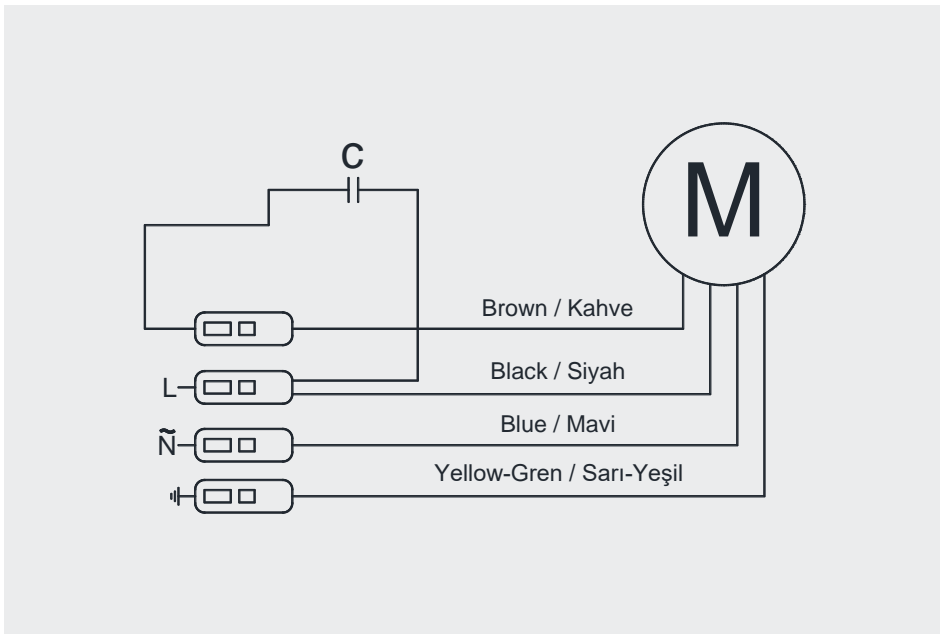
## Mechanical Installation



- Products should be installed by authorized people.
- The product to be assembled must be securely mounted at the location specified in the project. It is recommended to wear gloves when assembling the product.
- The input and outputs of the products should be used with connecting to ducts.
- When mounting the apparatus and equipments, make sure that all connections are correct and all mounting elements have the strength to bear the product weight.
- There should be no obstructions in the air flow path.

1. For mounting, drill holes should be suitable for frame sizes and use dowels.
2. Mount the product on the construction that fixed.
3. Fasten a gasket between the ducts and the device.
4. Execute the trial work and check the product for vibration and defects.

## Electrical Connection Scheme and Installation



- Always cut off the electricity from the source before connecting the power cables.
- Make sure that the main power supply is off when connecting the apparatus even if the product is turned off.
- Check the compatibility of the electrical connection information (voltage, power, frequency, etc.) indicated on the product with the place of installation before the installation.
- For safety reasons, the ground terminal on the terminal must be connected to the building ground line.
- Make sure motor thermal and overload relay are properly connected.

For 230 V (Monofaze) connections please refer the scheme above.

- If at any problem opens the thermal circuit (when the product is not working), the system should be reset from the network and put into use again.
- The product wiring should be as in the wiring diagram.
- It must be connected to the fixed installation in accordance with the installation rules with a switch with contact separation at all poles.
- For connection type and cable cross section, make connection by using the table below.

### **D-KTF Rectangular Duct Type In-Line Fans;**

*D-KTF series rectangular duct type radial fans; They are the ideal fans for ducted ventilation systems where high air flow and high pressure are required. Thanks to their compact construction, they can be installed directly in the air ducts without the need for large bends and transducers in any position required.*

*They can be used for ventilation systems in industrial buildings, kitchens, toilets, swimming pools, gyms, warehouses, hospitals, offices, laboratories, shopping malls, restaurants, theaters, residential buildings.*



**Users are obliged to carefully read the operation and maintenance manual before using D-KTF Rectangular Duct Type In-line Fans.**

**The product lifetime is about 10 years.**

### **At First Commissioning;**

- Always cut the electricity from the source before connecting the electric cables.
- Make sure that the electrical connections of the product are made safely and correctly.
- Make sure the safety equipment is properly connected.
- Make sure that the ground connections are properly made.
- Ensure that the cable and electrical junction box are properly sealed.
- The direction of rotation of the wings, it must be in the direction marked by the label on the body.
- Air outlet direction; it must be in the direction marked by the label on the body. Make sure there are no obstructions in the airflow path.
- During the operation of the product, there should be no vibration and there should be no internal friction and impact sound caused by the rotation of the fan.
- Electricity source, current and frequency values should comply with the product label.
- As a result of any electrical safety device being burned, the electrical connection should be disconnected immediately from the main source. The entire installation should be carefully checked before operating the product.
- Inform the authorized persons if encounter any problems.



## Storage and Transportation

### To Prevent Damages During Transportation;



- *The product is packaged in accordance with normal transportation conditions at the factory.*
- *The product should always be carried in its original packaging, to avoid any damage and damage.*
- *Until the product reaches the place to will be installed, it should be stored in its own package in a place that will not be exposed to vibration, dust, abrasive or chemical substances.*
- *Do not accept products that are not in their original packaging and have been found to be opened before reaching you.*
- *The product should be stored in a way that it will remain completely immobile against overturning and falling.*
- *During the transportation of heavy products ,use suitable lifters to protect the product or the persons for being damaged.*
- *All necessary precautions must be taken to prevent damage caused by imprudent, rapid lifting and lowering.*
- *The products should be carried one by one and by keeping them carefully. Tossing, throwing hand-to-hand should be avoided.*

---

### After The Product is Unpacked;

- *The accuracy of the delivered product should be checked.*
- *Should check damages after transportation. If there is a missing or damaged item, your carrier and company should be informed immediately, verbally and in writing.*
- *Do not lift the product by the junction box or electrical cables.*
- *Avoid applications that will damage the wings or protective cage during transport.*

## Troubleshooting

ABNORMAL SITUATION	POSSIBLE REASON	SOLUTION
<i>Excessive sound (Noise)</i>	<i>Propoller imbalance</i>	<i>Change propeller</i>
<i>The device does not work</i>	<i>Motor damaged</i>	<i>Change motor</i>
	<i>Capacitor inoperative</i>	<i>Change capacitor</i>
	<i>Incorrect speed setting connection</i>	<i>Check the installation</i>
<i>Propoller turns slowly</i>	<i>Incorrect connection</i>	<i>Check the electrical conections</i>

### Periodic Maintenance and Cleaning;

- *Make sure that the electrical connection is disconnected from the main source even if the product is turned off before cleaning or maintenance.*
- *All electrical equipment should be checked regularly, connections should be reviewed and damaged or old cables and equipment should be replaced.*
- *Periodic maintenance should be done at least once every six months or more depending on the frequency of use. Maintenance and cleaning of the product should be done by qualified personnel.*
- *Check the product regularly. To prevent contamination and debris in the blades, engine and grill, perform the maintenance in consideration of the operating conditions of the product. Otherwise, it may seriously shorten the working life of your product or cause danger.*
- *While cleaning the product, should be careful blades and turbine cleaning to avoiding to give harm to balance.*
- *The tightness of the bolts that may loosen should be checked during and after maintenance.*
- *If parts and spares are not suitable, they must be replaced immediately.*
- *Flammable and combustible cleaners should not be used for product cleaning, they should be cleaned with a moist cloth.*
- *Absolutely no water or pressurized water should be taken directly into the product.*

## Warranty and Service

### **Our dear customer;;**

We believe in the importance of providing good service as well as giving you good products. You can call us and meet with Technical Service Representatives and contact our Sales Representatives to get the most suitable service for you.

### **Follow The Precautions Below !**

- 1. When you receive your product, confirm the Warranty Certificate.**
- 2. Use your product according to the user manual principles.**

This warranty given by Fantürk does not cover the elimination of the malfunctions occurring from the use of the product abnormal, and it is out of warranty in the following cases.

- a. Damages and failures occurring from usage errors*
  - b. Damages and malfunctions during loading, unloading and transportation after delivery of the product to the customer.*
  - c. Damages and failures that may occur due to low voltage or excess voltage, faulty electrical installation, use of voltage other than the voltage printed on the product's label.*
  - d. Fire, earthquake and lightning strike etc. damages and malfunctions to occur with.*
  - e. Malfunctions caused by using the product contrary to the points in the user manuals.*
- *Elimination of the above that mentioned faults is done for a fee.*
  - *The responsibility of approving and giving the warranty certificate to the customer belongs to the sellers, dealers, agents or representative offices where the consumer purchases the goods.*
  - *If a dispute arises during the warranty period, the user must maintain the invoice or a legible photocopy with the Warranty Certificate, since the invoice date will be based on.*
  - *Warranty certificate is void in case of falsification of the Warranty Certificate, removal or falsification of the original serial number on the product.*

## Warranty Conditions

- *The warranty period starts from the date of delivery of the goods and is 2 years.*
- *All mechanical parts of the product except motor and electrical parts are under warranty by our company.*
- *In case the product fails within the warranty period, the time spent in repair is added to the warranty period. The repair time of the goods cannot exceed 20 business days. This period starts from the date of notification to the service station of the malfunction of the goods, to the seller, importer or manufacturer of the goods, if there is no service station.*
- *Consumer failure notification; It is possible to do it by phone, fax, e-mail, registered letter or similar way. However, in case of a dispute, the burden of proof lies with the consumer.*
- *If the product fails due to material and workmanship or assembly errors during the warranty period, it will be repaired without any charge under the labor cost, the replacement part price or any other name.*
- *Despite the consumer uses his right to repair,*

*From the date of delivery to the consumer, within one year, provided that they remain within the specified warranty period; In addition to malfunctioning at least four times or six times within the warranty period determined by the manufacturer-manufacturer and / or importer, these malfunctions continue to not be able to benefit from the goods,*

*Exceeding the maximum time required for repair,*

*In the event that the service station of the company is not available, the consumer may request a free replacement of the goods, a refund or a defective rate in the event that it is determined that the malfunction cannot be repaired with the report issued by one of the seller, importer or manufacturer of the goods.*

- *Malfunctions resulting from the use of the product contrary to the points in the user manual are out of warranty.*
- *For problems regarding the Warranty Certificate, the Ministry of Customs and Trade may apply to the General Directorate of Consumer Protection and Market Surveillance.*
- *They can make applications to consumers' complaints and objections to consumer courts and consumer arbitration committees.*
- *If it is understood that the goods are defective , consumer ;*
  - Returning from the contract by declaring that he is ready to return the sold,*
  - Retaining the sold and requesting a discount from the sales price in the rate of shame,*
  - Requesting free repair of the sold, at all costs, if the seller does not require excessive costs,*
  - If possible, requesting that the seller be replaced in an indiscriminate fashion may use one of his optional rights. The seller is obliged to fulfill consumer preferred demand.*

*Minareliçavul OSB. District. 202. Street No:19 Nilüfer / Bursa / Turkey  
T: +90(224)482 29 69 E: info@fanturk.com.tr*

***fanturk.com.tr***